

Grant Partner Convening

June 8, 2022



**Marillac
Mission Fund**

Welcome Reflection & Introductions

Spring FY22 MMF Grantees

Human Trafficking (2)
Immigrant/Refugee (7)
Older Adults (12)
Veterans (1)

ALIVE

Association on Aging with
Developmental Disabilities (AADD)

Bethesda Health Group

Cardinal Ritter Senior Services

Crown Center for Senior Living

Five Star Senior Center

Healing Action

HealthVisions Midwest

Immigrant Service Providers
Network (ISPN)

Independence Center

Kerengende Foundation*

L'Arche St. Louis

LifeWise STL

Missouri Veterans Endeavor

Nurses for Newborns Foundation

Oasis International Ministries

Saint Louis Inter-Faith Committee
on Latin America (IFCLA)

Senior Services Plus

The Scholarship Foundation of St.
Louis

The Youth and Family Center

Visiting Nurse Association

Workday Ministry

* denotes new MMF grantee

+denotes Capacity Building Grantee

Mission & Purpose

- **Mission:** Rooted in the loving ministry of Jesus as healer, the Fund is committed to serving persons who are poor and vulnerable.

VALUES

STRATEGIES

INTERVENTIONS

OUTCOMES

IMPACT

Stewardship

Careful and responsible management of resources entrusted to our care

Investment

1

Responsive grantmaking

- Expanded equitable access to direct services for those experiencing poverty in our grantmaking areas (noted in bold below)

The quality of life for persons who experience poverty and vulnerability is improved, organizations are more impactful and individuals and communities are better situated to thrive.

Reverence

Respect and compassion for the dignity and diversity of life

Advocacy for System Change

2

Collaboration to leverage impact

- Increased stability and improved quality of life for **Older Adults, Veterans, Immigrants, and Refugees**

Equity

A state in which life outcomes are no longer predictable by race

Organizational Capacity Building

3

Research to inform programs & provide insight for policy change

- Increased knowledge, skills, collaboration for **Human Trafficking Prevention**

Empowerment

Vulnerable communities have a voice in decisions that affect them

Community Engagement

4

Convening community partners & stakeholders

- Increased support and stability for youth survivors of exploitation and those considered at high risk for Human Trafficking

5

Nonprofit leadership development

- Increased collaboration for systems-level change (coalition-building)

- Increased awareness and advocacy of systemic and structural inequities

- Increased organizational capacity of nonprofits

UNDERLYING CONDITIONS

Poverty

Social Determinants of Health

Inequitable Access to Resources

Changes to External Environment

Lack of Coordinated Response

Lack of Organizational Capacity



Marillac Mission Fund (MMF) is a St. Louis-based charitable foundation that supports and partners in efforts to care for and encourage the wellbeing and dignity of people experiencing poverty through funding grants, community engagements, research and advocacy. MMF believes in the intrinsic value and dignity of persons who experience poverty and vulnerability. Through their unique ability to advocate and care for, engage and empower people to be active on their own behalf, nonprofit organizations are central to advancing the common good and serve as catalysts for positive, substantive change in conditions and systems that improve the quality of life and empower individuals and communities to advocate for themselves.

MMF's focus areas are immigrants & refugees, older adults living independently, veterans, and human trafficking prevention & intervention, as well as advocacy & coalition-building in those four areas.

***Underlying Conditions**

- Conditions in the environment in which people are born, live, learn, work, play, worship and age, affect a wide range of health, functioning, and quality-of-life outcomes and risks. These conditions are known as the social determinants of health.
- Poverty transcends a lack of income, and is the combination of systemic forces that deprive individuals from meeting basic needs because quality food, housing, education, healthcare, and other social determinants of health are not equally accessible.
- Racism and discrimination based on ethnicity, gender or gender identity, age, class, sexual orientation, and other domains, are embedded in these systems.
- External environmental factors, like policy, law, and governance, foster structural inequities which impact the fair distribution of health opportunities and outcomes.
- Lack of organizational investment in core capacity and innovation, due to the inability to access and leverage networks and resources, inhibits critical action toward systemic change.
- Lack of coordinated awareness and action to prevent the exploitation of individuals, and improve the conditions in people's environments, enables structural inequities to go unchallenged.

Social Determinants of Health

What are social determinants of health?

Social Determinants of Health (SDOH) are the conditions in the environments where people are born, live, learn, work, play, worship, and age that affect a wide range of health, functioning and quality-of-life outcomes and risks. **SDOH can be grouped into 5 domains:**

Social Determinants of Health



Economic Stability
Education Access and Quality
Health Care Access and Quality
Neighborhood and Built
Environment
Social and Community Context

Status Report Review



Grant Agreement

- Grant period = 12 months
- Final Status Report due by May 31, 2023
 - Mid-year reports are now phone calls
- Unexpended grant funds: Notify us ASAP!
- Keep us informed of changes
- MMF must review grant-related communication prior to publication
- Status report must be complete before applying again

NEW Evaluation Plan & Report: Example

OUTCOME 1 (Increased Stability): Please type/write in your indicator for this outcome on the line below.

(1a) Increased Access to Needed Community Resources

What tool will you use to measure this indicator (your own or one of the samples on the website)?	When will this tool be used with your clients?	How will you analyze the results to show the change (increase, improvement, etc.) defined by the indicator?	What system will you use to manage/computerize and analyze your evaluation data?	How will you determine that a client has achieved this indicator? (Ex: "Clients will achieve this indicator if they have lower post-test scores than pre-test scores on the ABC Depression Index.")	Anticipated Outcome (include # of clients to achieve indicator, and any other quantifiable results expected)	Actual Outcome (to be reported at the time of Final Status Report)
Participation/Use Tracker	<input type="checkbox"/> Pre/post <input type="checkbox"/> Post-only <input type="checkbox"/> Weekly <input type="checkbox"/> Monthly <input type="checkbox"/> Quarterly <input checked="" type="checkbox"/> Other (please explain): When clients attend or access referred programs and/ or services	<input type="checkbox"/> Compare post results to pre results <input type="checkbox"/> Analyze changes (decreases/increases) at each time the data is collected/each time the tool is completed <input type="checkbox"/> Include retrospective pre/post (comparison) questions on post-only surveys <input checked="" type="checkbox"/> Staff verified with clients or providers that all services were received by those who attained this outcome. <input type="checkbox"/> Other (please explain):	<input type="checkbox"/> Excel <input type="checkbox"/> Survey Monkey <input type="checkbox"/> Social Solutions/ ETO <input checked="" type="checkbox"/> Apricot <input type="checkbox"/> External Evaluator <input type="checkbox"/> SPSS <input type="checkbox"/> Hand tabulation <input type="checkbox"/> Other (please explain):	Clients will achieve this indicator if they participate in or access programs or services to which they were referred by the case manager.	75% (225/ 300) of clients will participate in/access the programs/services referred by the case manager.	80% (228/285) of clients participated in/accessed programs/services referred by the case manager.

Financial Accounting: Project or GOS


- **Project Grants:** Please provide an accounting of expenses incurred and MMF funds expended to date. Complete both tabs of the **Status Report Financial Accounting** template.
- **General Operations Support:** Please complete the **Revenue Report Template**. Once completed, please combine with copies of the:
 - Statement of Financial Position/Balance Sheet
 - Statement of Activities/Income & Expense Statement **for two (2) 12-month periods: one ending April 30th (for spring grants) or October 31st (for fall grants) of the current year and one ending April 30th or October 31st of the previous year**
 - *Ex: May 2022-April 2023 (the grant period) plus May 2021-April 2022 (for comparison)*
 - These financials should be uploaded as one document

Collaborator Feature

Collaborate ✕

Invite someone

Email Address

 Email address / username of the person you are inviting

Permissions


Can view

Can edit

Can submit

Message

This message from you will be included in the email that is sent to the person you are inviting



MMF Dashboard Overview FY2020

FY20 Impact Dashboard Overview

- All grantees were impacted by COVID
- Virtual platforms expanded community reach
- Evaluation was modified; service quality still high
- Service providers listened to community needs
- Shift to short-term basic needs services for more ppl.
- Support from community, funders, and government kept organizations afloat
- Added more quotes and narrative to report

FY20 Impact Dashboard Overview

FY20 Funding Overview

- One-time bequest (\$367,561) led to \$1.9 million in awards
- Older Adults received the most funding followed by Immigrants
- Also responded to COVID-19, Census 2020, and IFER Fund

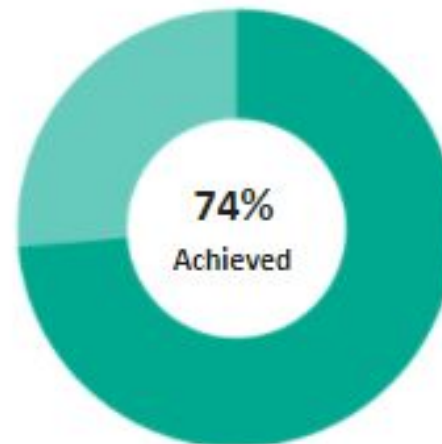
Outcomes for all focus areas:

Increased Stability



FY20 Total Individuals Evaluated: 7,737

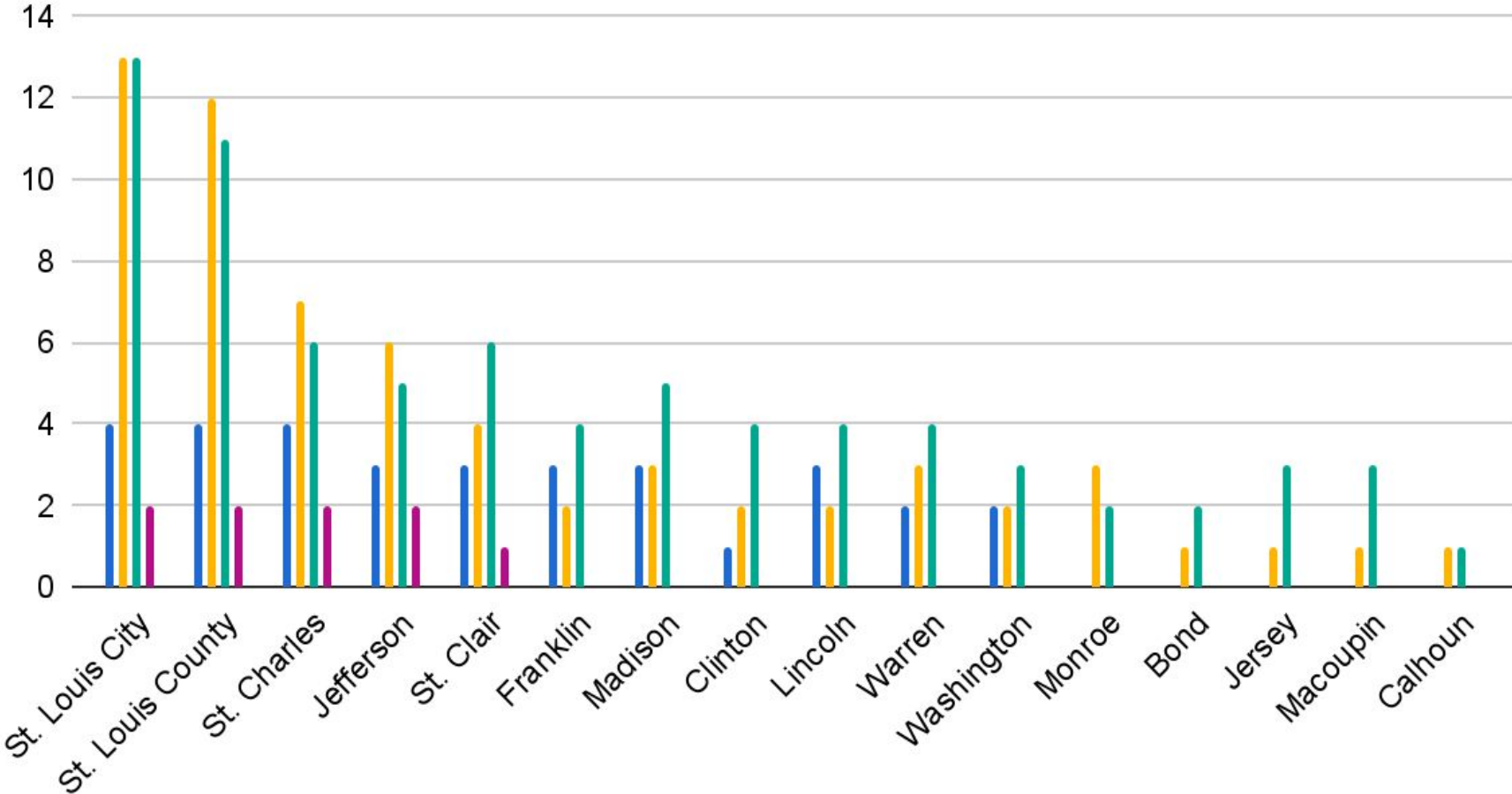
Improved Quality of Life



FY20 Total Individuals Evaluated: 4,875

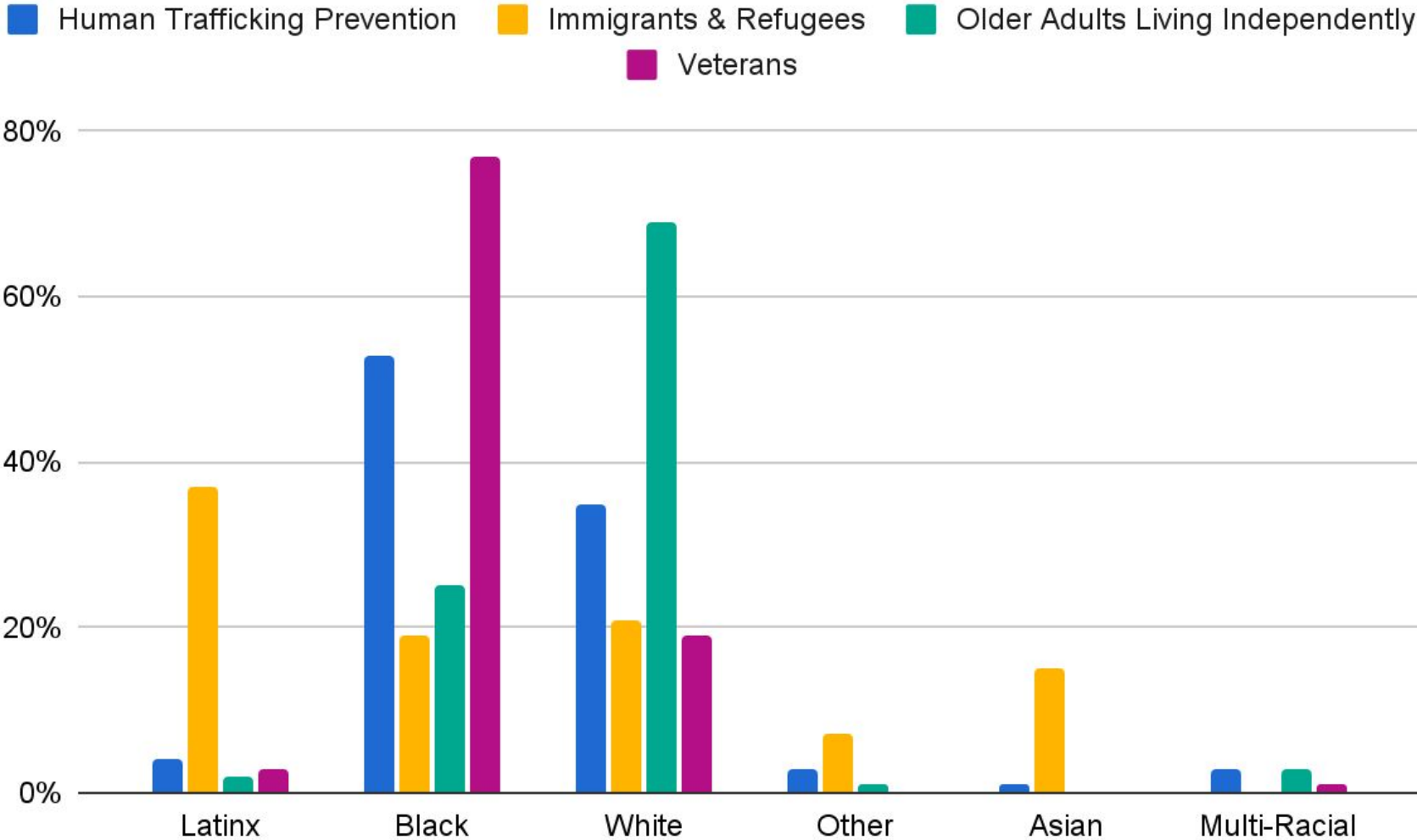
FY20 Impact Dashboard Overview

Counties Served by Grantee Organizations



FY20 Impact Dashboard Overview

% of Race Served by Focus Area



FY20 Impact Dashboard Overview

Overall themes by focus area:

- *Older Adults*: Served double the amount of people
- *Immigrants*: Priority was support for basic needs
- *Veterans*: Increased stability; less achieved Quality of Life
- *Human Trafficking Prevention*: Expanding survivor services

Next steps:

- Conduct 5-year review of our evaluation framework in FY23
- Full FY20 Impact Dashboard on our website

Small Group Sharing



Small Group Sharing

- Briefly introduce yourself and your role and describe your organization's grant award this cycle.
- What trends are you observing in your program implementation and with the community you serve?
- Describe your organization's approach to evaluating the indicators selected in the MMF grant.
 - Share one or some of the tools you will be using to capture the data. Are you satisfied with the tools?
 - How do you incorporate community/participant voice into your program evaluation/implementation?
- During these challenging times, what are you most proud of in your organization's work and where do you find hope?

Questions?

Closing

- A feedback survey is available now and the link is posted in the chat box and will be emailed afterwards. Please complete it as soon as possible.
- Our staff are always here to help.

Thank you for responding to the needs of those who are experiencing poverty and vulnerability!