

Impact Dashboard

Fiscal Year 2019





Snapshot: Responsive Grants

Our Mission:

Rooted in the loving ministry of Jesus as healer, the Marillac Mission Fund is committed to serving persons who are poor and vulnerable.

Theory of Change:

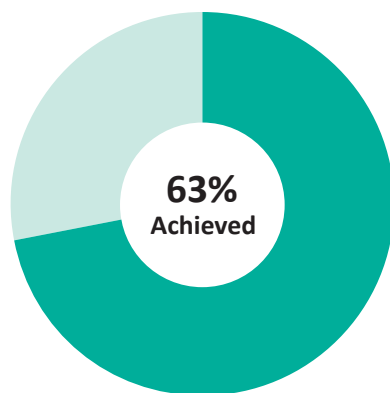
Through their unique ability to care for, engage and empower people to be active on their own behalf, nonprofit organizations serve as catalysts for positive, substantive change in conditions that improve the quality of life and empower individuals and communities to advocate for themselves.

All Focus Areas

Drawing from our Mission and Theory of Change, the overall impact of MMF's grant funding support is measured by asking grantees to track two outcomes: Increased Stability and Improved Quality of Life.*

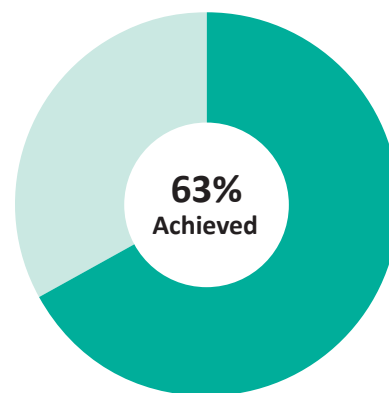
The data presented is self-reported and represents a wide diversity of organizational capacity and resources. MMF recognizes that while the evaluative capacity of our funded partners are varied, the services measured were focused exclusively on those most vulnerable.

Increased Stability



Total Individuals Evaluated: 10,916

Improved Quality of Life

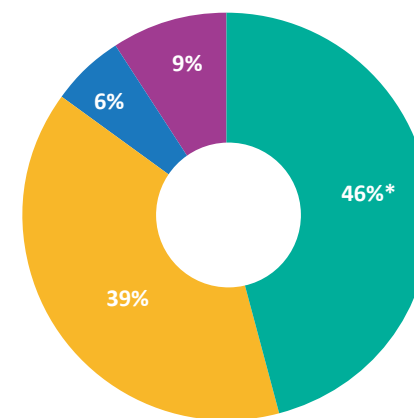


Total Individuals Evaluated: 3,375

*The # evaluated for some pie charts is higher than the # served in that focus area because agencies tracked evaluation data for two indicators per outcome.

Impact Details

Total Amount Awarded



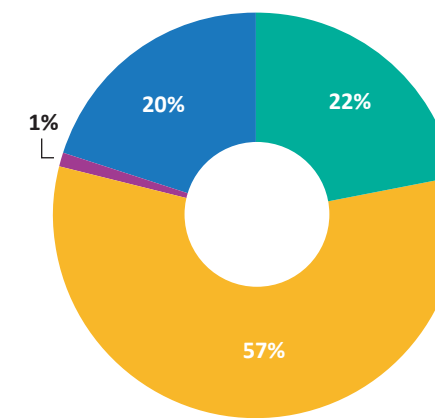
Total Awarded: \$1,268,168

All Areas

- Older Adults*: 46% | \$580,034
- Immigrants & Refugees: 39% | \$493,374
- Veterans: 9% | \$74,760
- Human Trafficking Prevention: 6% | \$120,000

*See p. 7 for breakdown by sub-focus area

Total Individuals Served



Total Number Served: 10,935

All Areas

- Older Adults: 22% | 2,431
- Immigrants & Refugees: 57% | 6,226
- Veterans: 1% | 105
- Human Trafficking Prevention: 20% | 2,173

Comparison[†]

FY2019

Total awarded: \$1,268,168

Total individuals served: 10,935

Agencies awarded: 37

FY2018

Total awarded: \$1,471,349

Total individuals served: 25,580

Agencies awarded: 38

[†] Does not include Capacity Building or Discretionary grants

“We have been honored with such wonderful support and partnership with you.”

Missouri Veterans Endeavor



Snapshot: Responsive Grants

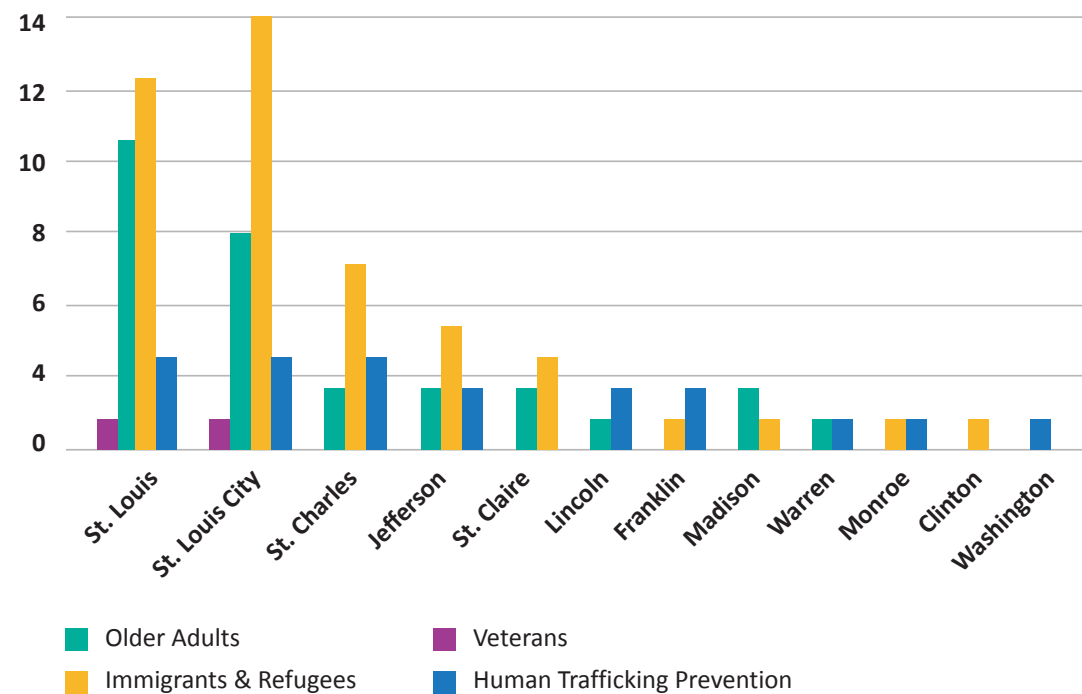
“The funding from the Marillac Mission Fund has had a truly transformational impact on the health services that HPES provides and the impact our organization is able to have in the community ... Before we opened our doors at 9:00 am, a line had formed around the block waiting to receive services.”

Health Protection and Education Service

Grantee Details

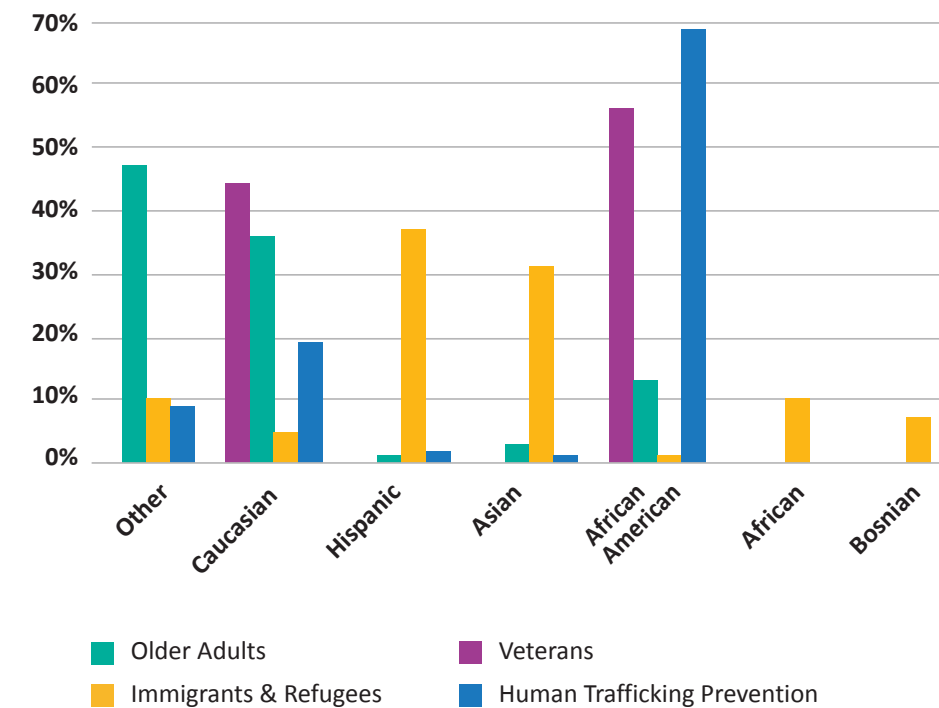
Total Individuals Served: 10,935

Counties Served by Grantee Organizations *



* Counties not served in FY19: Jersey, Calhoun, Macoupin, Bond

% of Race Served by Focus Area



All Grants

Capacity Building:
\$71,065 for 5 grants
5% of total funding

Discretionary:
\$146,184 for 13 grants
9% of total funding

Responsive:
\$1,268,168 for 37 grants
83% of total funding

Multi-year grants:
\$50,000 for 2 grants
3% of total funding

Total given:
\$1,535,417 for 57 grants

Focus Area:

Older Adults

“The Marillac Mission Fund grant allowed HealthVisions to expand its services to serve more seniors and help them access more medical and health care services. This access helps them improve or maintain their quality of life, reduce health disparities and reduce isolation.”

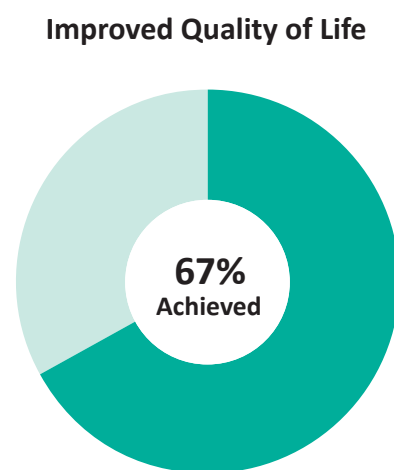
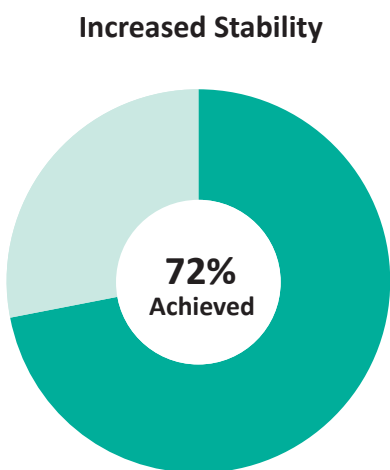
HealthVisions

Overall Impact

Total Individuals Served: 2,431

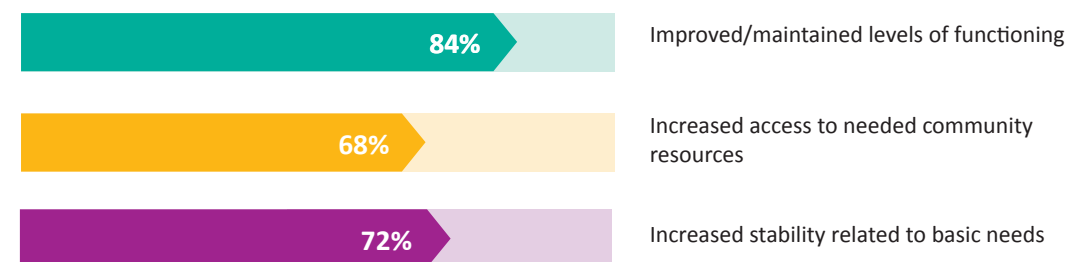
The Older Adults Living Independently focus area seeks to help those 65 years and older who are low-income or cost burdened to live in their own homes as long as possible.

Programs funded include care coordination or case management, minor home repairs, transportation, and oral health literacy.

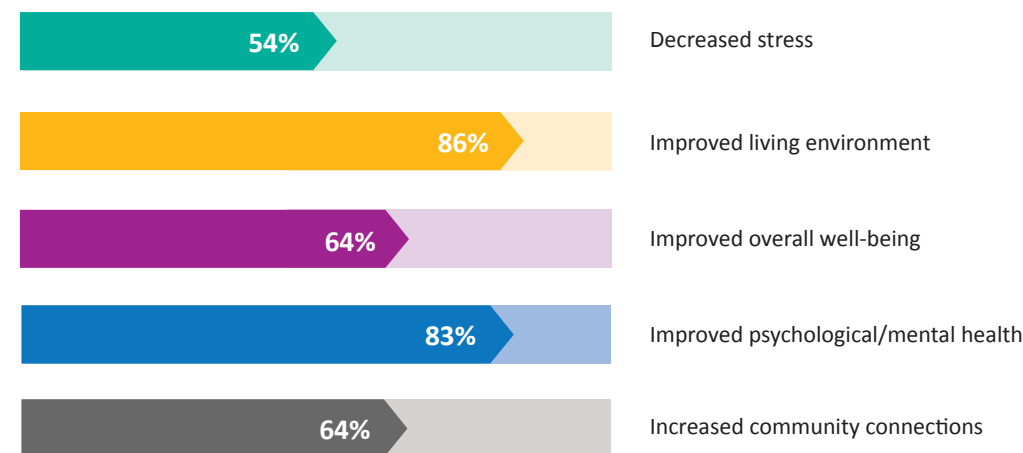


Impact Details

Increased Stability



Improved Quality of Life



Numbers

Total awarded: \$580,034

46% of total MMF grants

Agencies awarded: 16

Sub-Focus Areas*

Care coordination & case management: 31% | \$399,302

Home repairs: 10% | \$120,732

Transportation: 2% | \$30,000

Oral health literacy: 2% | \$30,000

* These are percentages of Total Responsive Grants

“The work done to my house was beyond what I expected.”

Rebuilding Together, STL, Satisfied Client

Focus Area:

Immigrants & Refugees

“When Anita arrived at LifeWise STL her goal was clear: become a homeowner once more. Our bilingual Certified Financial Social Worker worked with Anita to repair her credit history and score and find the perfect bank for her. After a year of hard work, her dreams came true! She and her husband are owners of their own home.”

LifeWise STL

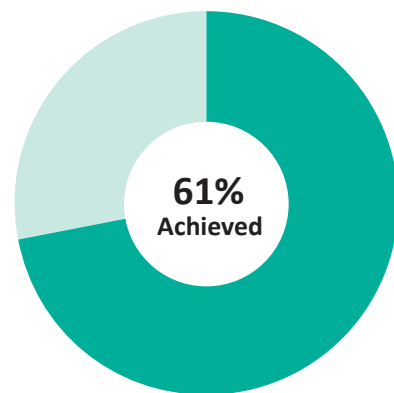
Overall Impact

Total Individuals Served: 6,226

The Immigrants and Refugees focus area seeks to help immigrants and refugees become fully productive members of our society while promoting their dignity.

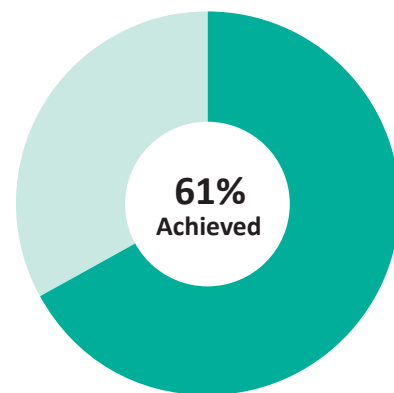
Programs funded include but are not limited to interpretation services, legal assistance, housing and employment services, social justice advocacy, and training for fellow providers.

Increased Stability



Total Individuals Evaluated: 9,103

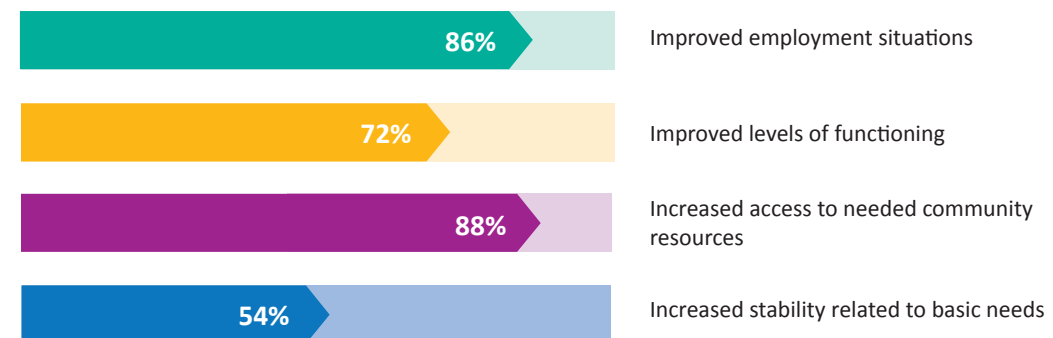
Improved Quality of Life



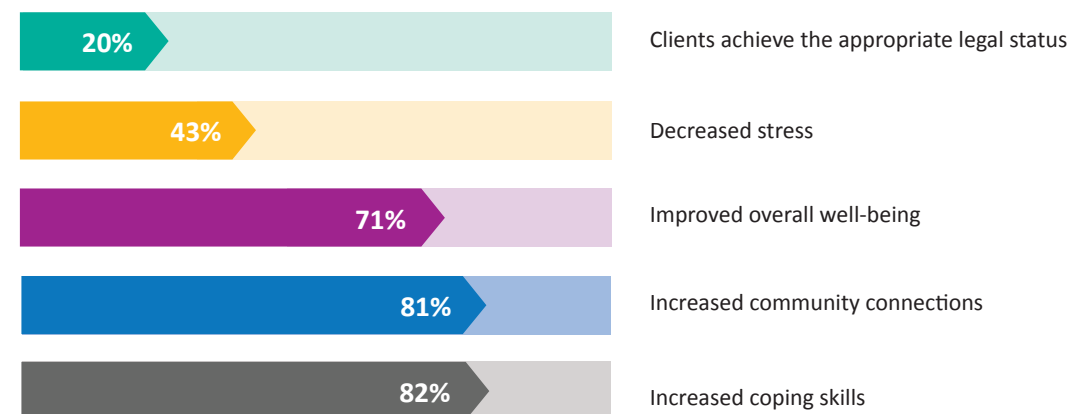
Total Individuals Evaluated: 1,798

Impact Details

Increased Stability



Improved Quality of Life



Numbers

Total awarded: \$493,374

39% of total MMF grants

Agencies awarded: 16

“My experience with IRWP is that the services are very useful.”

Immigrant & Refugee Women’s Program, Satisfied Client



Focus Area: Veterans

“ I was homeless in the middle of winter and had nowhere to stay” ... “[he] moved into the St. Andrews Apartments for Senior Citizens, is getting his new apartment furnished, and is starting to make new friends.”

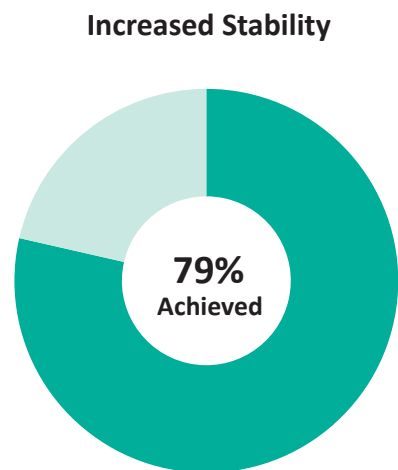
Criminal Justice Ministry

Overall Impact

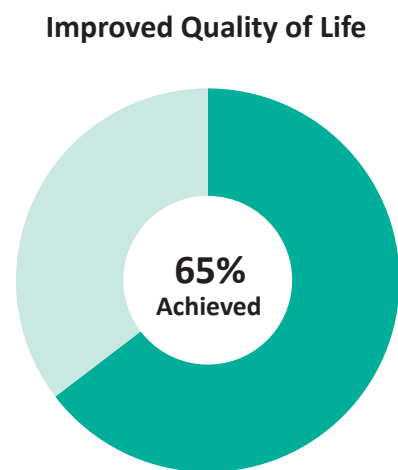
Total Individuals Served: 105

The Veterans focus area supports services for veterans and their families that are not otherwise available through public organizations such as the Veteran’s Administration. Funding priority is given to programs serving veterans returning from post-9/11 conflicts.

Support is centered on the transition from military to civilian life through programs that address mental health needs, provide a sense of purpose and connection, support the whole family, and legal services.



Total Individuals Evaluated: 154



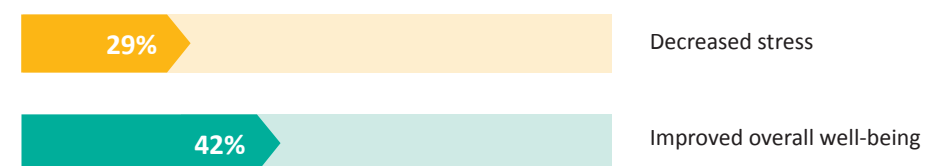
Total Individuals Evaluated: 147

Impact Details

Increased Stability



Improved Quality of Life



Numbers

Amount granted: \$74,760

6% of total MMF grants

Agencies awarded: 2

“With his license renewed, he was able to purchase a car and is now able to visit his daughter.”

St. Francis Community Services



Focus Area:

Human Trafficking Prevention

“ I came a long way. Now my head is on my shoulders. I’m getting ready to join the military. I know my worth. I love who I am, my confidence etc. I had never thought about my future. I was too scared I may not make it out of that life. Thank God for The Covering House. I’m a warrior and survivor. I wouldn’t be here if it wasn’t for The Covering House. ”

17 y/o female survivor and former resident at The Covering House

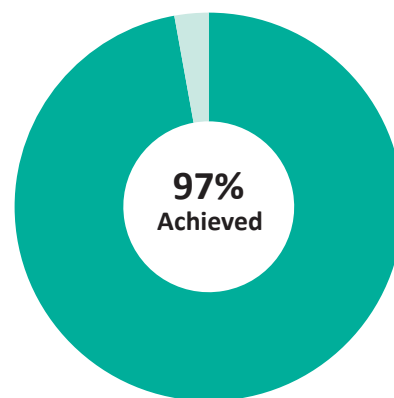
Overall Impact

Total Individuals Served: 2,173

The Human Trafficking Prevention focus area seeks to prevent and respond to all forms of human trafficking and exploitation through advocacy, public policy, education, direct services and outreach strategies.

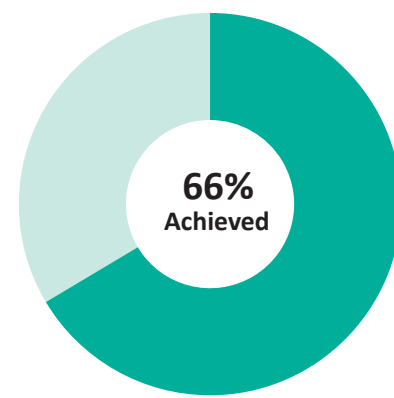
Key to this work are programs that address the systemic risk factors of sex trafficking as an important part of the prevention ecology such as poverty, racism, homelessness.

Increased Knowledge, Skills, Collaboration for Prevention



Total Individuals Evaluated: 2,674

Increased Support and Stability: High-risk Youth & Youth Survivors



Total Individuals Evaluated: 873

Impact Details

Increased Knowledge, Skills, Collaboration for Prevention



Increased knowledge of human trafficking and its risk factors



Increased skills among educational, health and social service providers for prevention

Increased Support & Stability: High-risk Youth & Youth Survivors



Increased awareness in community



Increased shelter/safety for survivors and those at highest risk



Increased stability/well-being among survivors/those at highest risk



Increased access to substance abuse/mental health services among survivors/those at highest risk

Numbers

Total awarded: \$120,000

9% of total MMF grants

Agencies awarded: 3

“The staff made TCH feel like a home.”

A Resident of The Covering House



Focus Area:

Capacity Building

“ Through MMF funded consultation, ...we now follow a fund development plan and have increased total donors by 45%, retained donors by 23%, and total donations by 11% (2015-2017). We will use [our consultant’s] coaching to strengthen our Fund Development Plan, segment our donor base, craft messages to resonate with each segment, and improve our overall messaging. ”

St. John’s Healing Community Board

Overview

Total Individuals Served: 2,690

MMF’s Capacity Building Grant (CBG) funds provide grantee organizations with continuous learning opportunities to facilitate effective

management, sound governance and increased organizational capacity.

Standard Capacity Building Grant Program

These grants help nonprofits make long-term improvements in their management, governance, or organizational capacity. Standard CBG funds generally support consulting,

training fees, information technology, and other costs directly related to activities and tools that help individuals and organizations perform with greater efficacy.

Comprehensive Organizational Assessment & Report (COAR)

COAR is a short-term capacity building project designed to provide a systematic analysis of the current state of the organization in its key capacity areas. From the assessment process and resulting report, the agency will gain insight into the organizational functional areas in which it is strong and those areas which

inhibit its effectiveness in accomplishing its mission. Guided by an MMF consultant, the assessment takes an in-depth look at where the agency stands in its organizational life cycle to inform how improvements can be made in its management and governance practices to sustain and grow its work in the future.

Grant Impact

Youth and Family Center

“The COAR process gave our agency practical approaches to enhancing our capacity and identified areas that might be enhanced. By strengthening our capacity, YFC will be better equipped to continue to fulfill our mission to

help youth, families, and older adults attain self-sustaining lives by providing innovative and enriching resources and to serve as an anchor for the Near North Side of St. Louis.”

Vitendo 4 Africa

“The multi-year funding from Marillac Mission Fund has allowed us to strategically plan the development of our organization and strategically plan the corresponding needs to acquire

funds. The assurance of tomorrow’s funding gives us confidence to stay focused on our programs and fundraising efforts.”

Comparison

FY2019

Total awarded: \$71,065

Agencies awarded: 5

Total individuals served: 2,690

FY2018

Total awarded: \$109,950

Agencies awarded: 7

Total individuals served: 5,087

“The assurance of tomorrow’s funding gives us confidence to stay focused on our programs and fundraising efforts.”

Vitendo 4 Africa, Multi-Year Grantee



**Marillac
Mission Fund**

4600 Edmundson Road
St. Louis, MO 63134
marillacmissionfund.org