

Impact Dashboard

Grants Awarded in Fiscal Year 2020

Grant Periods Covering
November 2019-April 2021



The COVID-19 Landscape

Despite the myriad of challenges brought upon by the COVID-19 pandemic in FY20, MMF grant-funded agencies demonstrated resolve and resilience as they navigated the unprecedented service environment. As public health mandates temporarily forced the interruption of traditional service delivery, agency representatives quickly pivoted to develop new and innovative ways to continue meeting the needs of the community. Some identified trends included:

- The adoption of virtual platforms to deliver services where possible, and as a result, expanded community reach
- Modifications to evaluation activities, which impacted the number of clients assessed, but not the quality of service, as self-reported by clients
- The development of deeper relationships between service providers and community members, and thus, greater ability by providers to understand and quickly respond to community needs
- Shifts from longer-term, program-based service delivery for targeted groups of clients, to shorter-term basic/critical need supports for a greater number of clients
- An outpouring of support and generosity from the region, which mitigated economic losses and helped to buoy agencies when they needed it most

As MMF continues to learn about the ever-evolving challenges and opportunities created by our COVID-19 landscape, we rest assured that our grant-funded agencies and the communities they serve will remain steadfast in increasing stability and improving outcomes within our region.



Snapshot: Responsive Grants

Our Mission:

Rooted in the loving ministry of Jesus as healer, the Marillac Mission Fund is committed to serving persons who are poor and vulnerable.

Theory of Change:

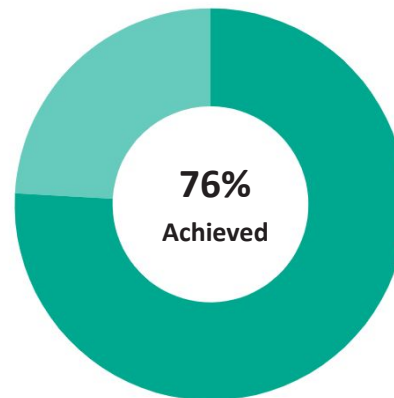
Through their unique ability to care for, engage and empower people to be active on their own behalf, nonprofit organizations serve as catalysts for positive, substantive change in conditions that improve the quality of life and empower individuals and communities to advocate for themselves.

All Focus Areas

Drawing from our Mission and Theory of Change, the overall impact of MMF's grant funding support is measured by asking grantees to track two outcomes: Increased Stability and Improved Quality of Life.* The data presented is self-reported and represents a wide diversity of organizational capacity and resources.

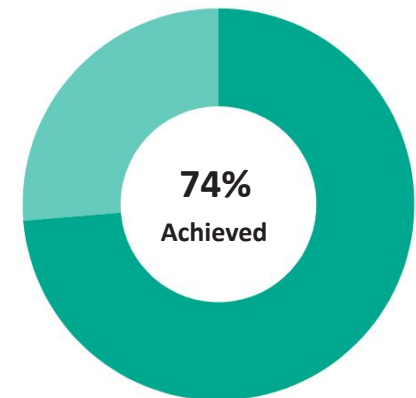
MMF recognizes that while the evaluative capacity of our funded partners are varied, the services measured were focused exclusively on those most vulnerable. **The majority of these grant periods took place during the COVID-19 pandemic, which necessitated major changes to services offered, delivery method, and evaluation.**

Increased Stability



FY20 Total Individuals Evaluated: 7,737
(FY19 Total Individuals Evaluated: 10,916; 63% achieved)

Improved Quality of Life

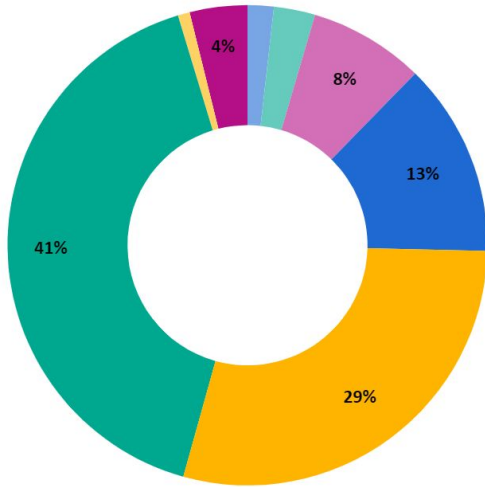


FY20 Total Individuals Evaluated: 4,875
(FY19 Total Individuals Evaluated: 3,375; 63% achieved)

**The # evaluated for some pie charts is higher than the # served in that focus area because agencies tracked evaluation data for two indicators per outcome.*

Impact Details

Total Amount Awarded

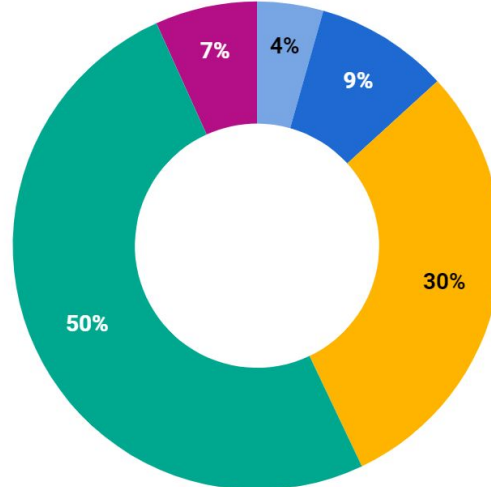


Total Awarded: \$1,933,849
[FY19: \$1,535,417]

All Areas

- Older Adults*: 41% | \$792,937
- Immigrants & Refugees: 29% | \$559,502
- Veterans: 4% | \$75,000
- Human Trafficking Prevention: 13% | \$252,500
- COVID-19 Response: 8% | \$150,300
- Census 2020: 3% | \$53,945
- Advocacy & Coalition-Building: 2% | \$34,000

Total Individuals Served



Total Number Served: 28,106
[FY19: 10,935]

All Areas

- Older Adults: 50% | 13,416
- Immigrants & Refugees: 30% | 11,643
- Veterans: 7% | 1,668
- Human Trafficking Prevention: 9% | 1,379
- COVID-19 Response: 4%

MMF received a one-time bequest in FY2020 in the amount of \$367,561, of which \$187,811 went towards unique services for older adults and \$179,750 was used for immediate needs for older adults in the pandemic.

*See p. 7 for breakdown by sub-focus area

Comparison

†
FY2020

Total awarded:
\$1,933,849

Total individuals served:
28,106

Number of awards:
70

FY2019

Total awarded:
\$1,535,417

Total individuals served:
10,935

Number of awards:
57

“Collectively, these funder relationships provided the additional portfolio of emergency service work that kept staff occupied and paid while also pushing out much needed support to the community... As it was, we served around 1,000 more clients...than in the previous year.”

Bilingual International Assistant Services (BIAS)



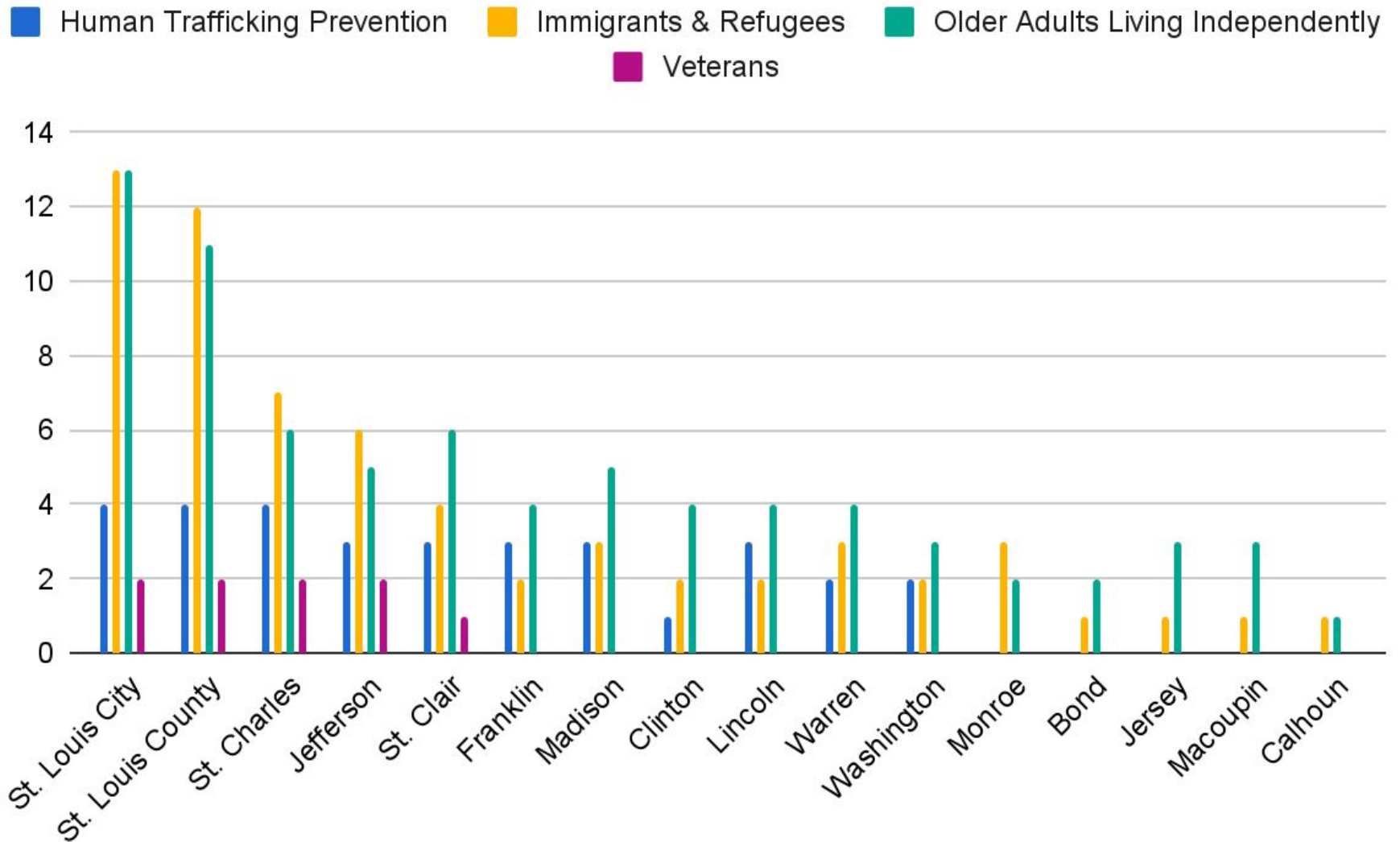
Snapshot: Grantee Details

Total Individuals Served: 10,935

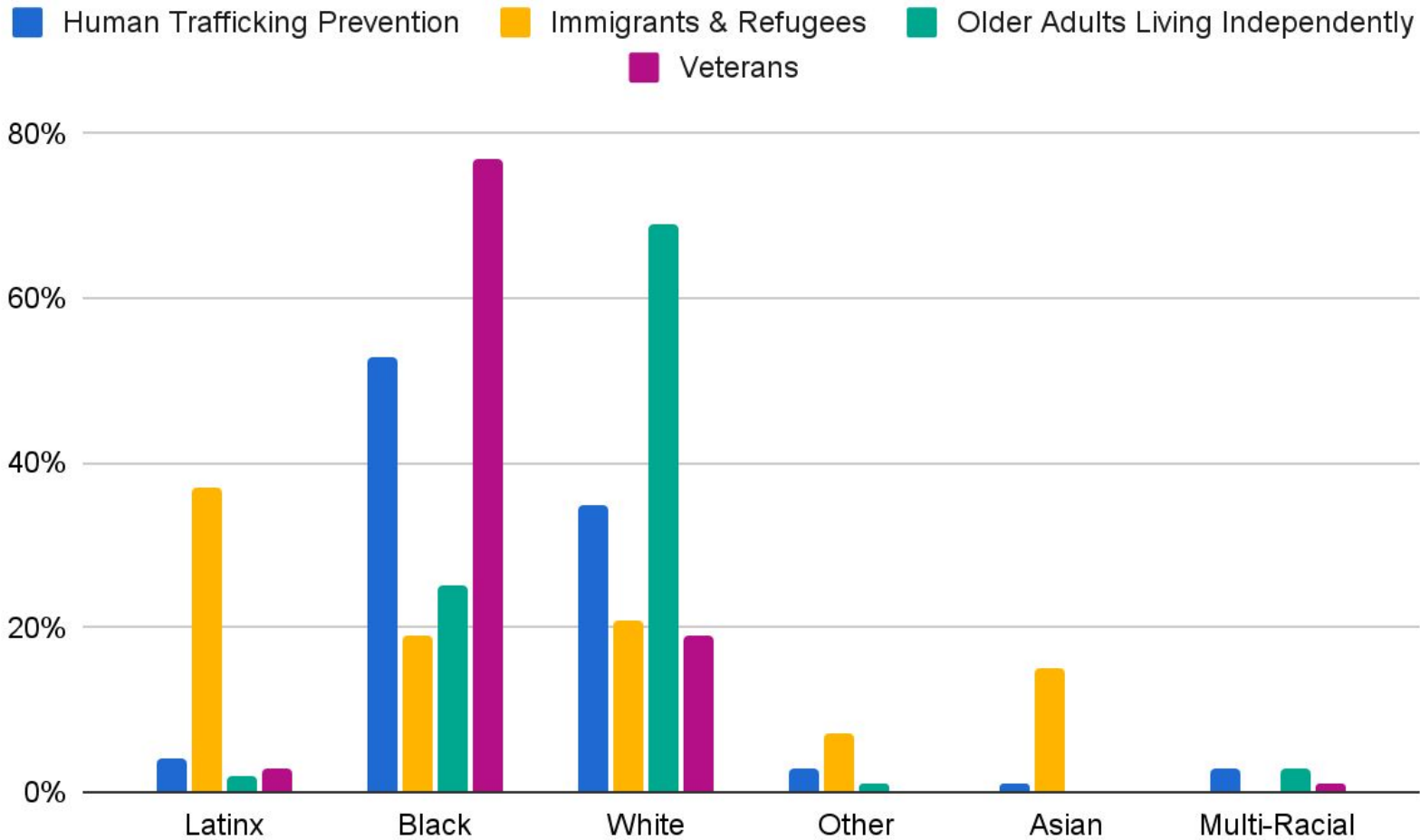
“The...grant year spans a period of serious COVID outbreak to vaccination distribution. Pivoting and re-imagining our mission during that arc, and still attaining our goal number served, remain the...biggest accomplishment of the year.”

Shepherd's Center of Webster-Kirkwood

Counties Served by Grantee Organizations



% of Race Served by Focus Area



“What the staff of the agency have been able to achieve during the year is nothing short of remarkable. The skills and fortitude we have cultivated this year will serve us well in the future. There are many things we all want to leave in 2020, but there are some things worth taking with us.”

International Institute

All Grants

Capacity Building:

\$89,500 for 7 grants
4% of total funding

Discretionary:

\$290,245 for 18 grants
15% of total funding

Responsive:

\$1,512,148 for 46 grants
78% of total funding

Multi-year grants:

\$75,000 for 2 grants
4% of total funding

Total given:

\$1,966,893 for 73 grants



Focus Area: Older Adults

“ Ms. Jones is a 72-year-old woman who works very hard to keep her home in a great working condition. But on a fixed income of less than \$10,000 a year, it is very difficult for her to keep up with all the repairs that are needed for her 110-year-old home. Through our home repair program and partnership in CAPABLE, we were able to accomplish 17 different repairs on her home including a new door lock, new basement handrail, new stairway light and a grab bar installation to promote her stability. ”

Mission: St. Louis

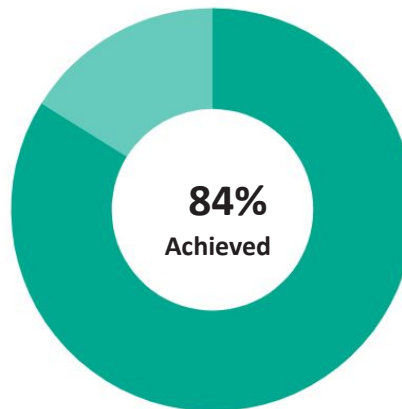
Overall Impact

Total Individuals Served: 13,416

The Older Adults Living Independently focus area seeks to help those 65 years and older who are low-income or cost burdened to live in their own homes as long as possible.

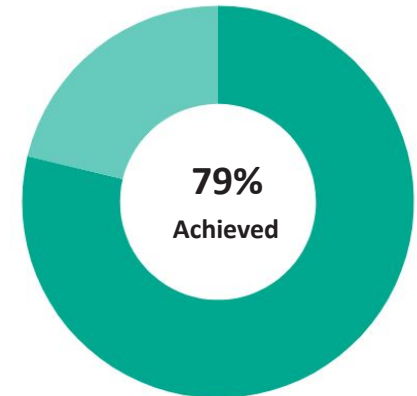
Programs funded include care coordination or case management, minor home repairs, transportation, and oral health literacy.

Increased Stability



FY20 Total Individuals Evaluated: 3,500
[FY19: 72% achieved; 1,659 evaluated]

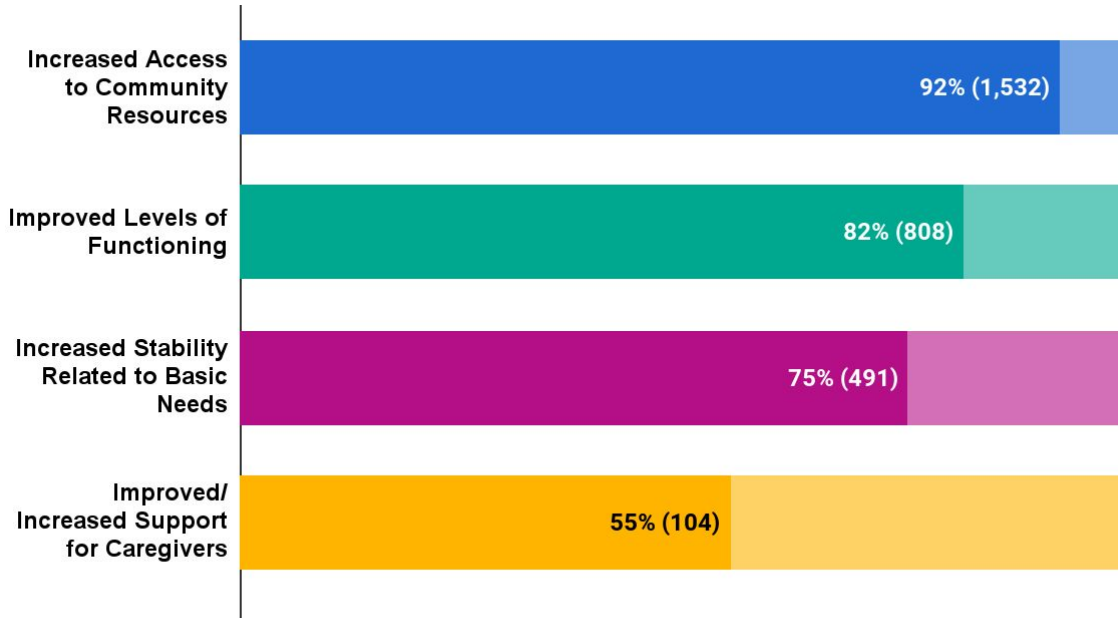
Improved Quality of Life



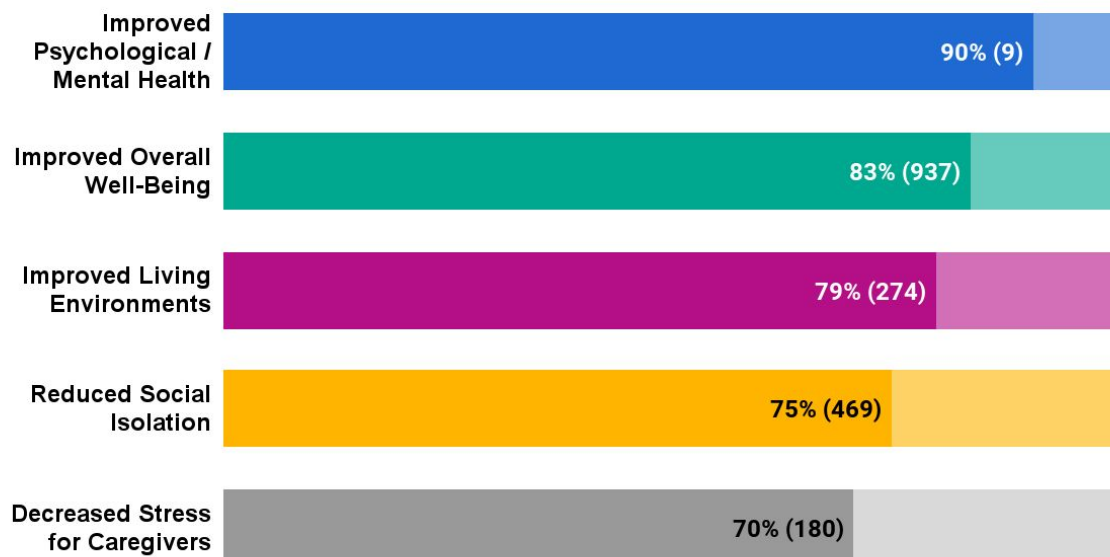
FY20 Total Individuals Evaluated: 2,374
[FY19: 67% achieved; 1,430 evaluated]

Impact Details

Increased Stability



Improved Quality of Life



Numbers

Total awarded:
\$792,937

41% of total MMF grants

Agencies awarded: 27

Sub-Focus Areas*

Care coordination & case management:
61% | \$423,300

Transportation:
26% | \$180,400

Minor home repairs:
9% | \$63,500

Oral health literacy:
4% | \$30,000

*Responsive Grants only

“Telehealth served an immediate need to support the community and has created opportunities MCHS didn’t anticipate.”

Memory Care Home Solutions



Focus Area:

Immigrants & Refugees

“ If we had been asked two years ago if an entirely virtual group would work, we would have said no. Yet, here we are, reflecting on this grant period, and have served a higher number of unduplicated clients through the virtual weekly therapy groups than ever before and have obtained better outcomes than ever before. The lesson here is to not underestimate our client's capacity to try new things, or our own capacity to problem solve. ”

Saint Louis Crisis Nursery

Overall Impact

Total Individuals Served: 11,643

The Immigrants and Refugees focus area seeks to help immigrants and refugees become fully productive members of our society while promoting their dignity.

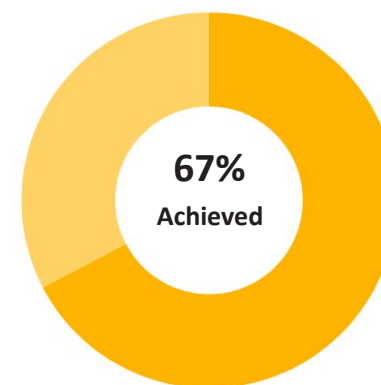
Programs funded include but are not limited to interpretation services, legal assistance, housing and employment services, social justice advocacy, and training for fellow providers.

Increased Stability



FY20 Total Individuals Evaluated: 3,855
[FY19: 61% achieved; 9,103 evaluated]

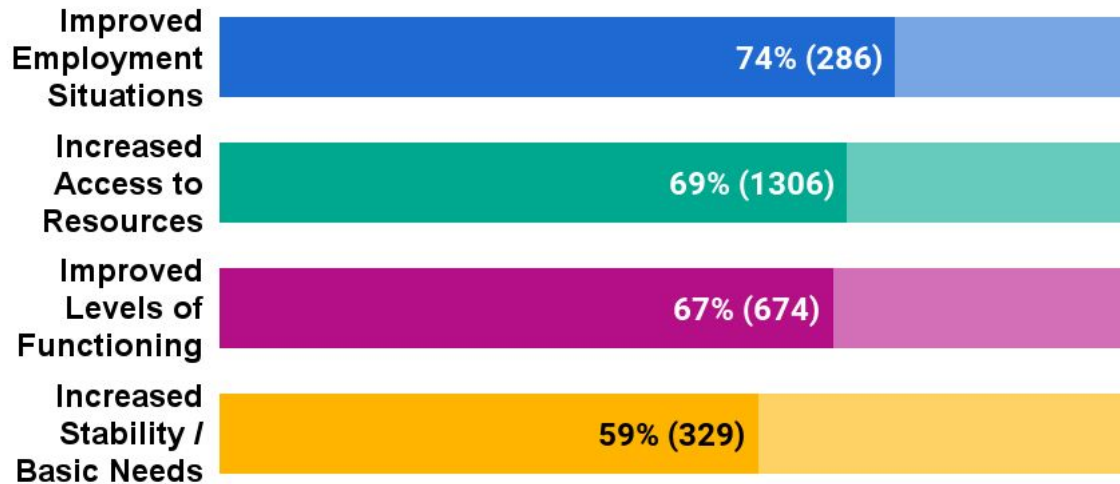
Improved Quality of Life



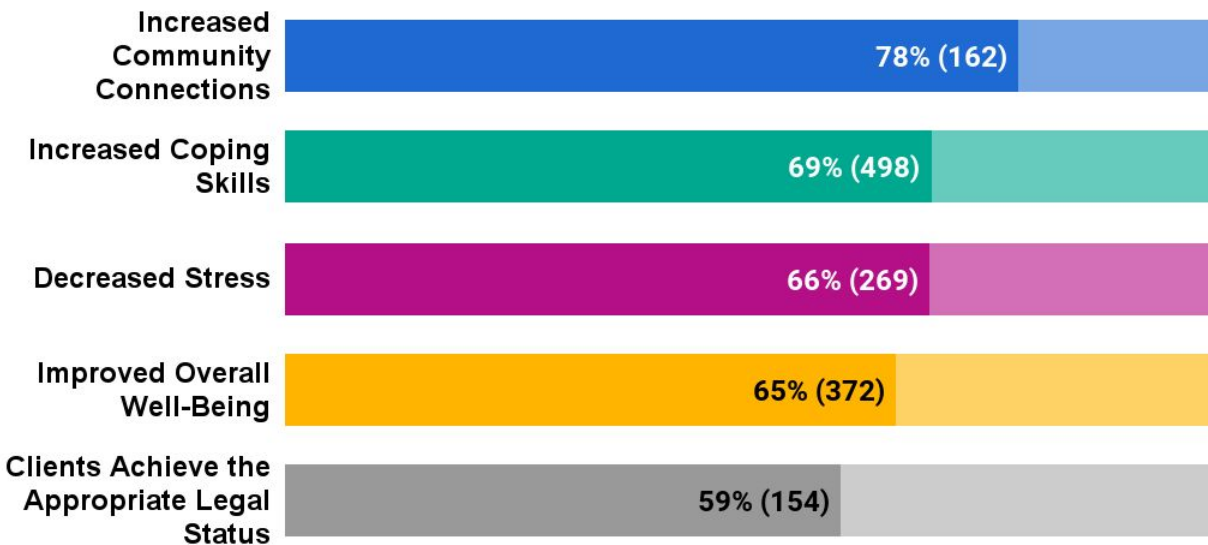
FY20 Total Individuals Evaluated: 2,167
[FY19: 61% achieved; 1,798 evaluated]

Impact Details

Increased Stability



Improved Quality of Life



Numbers

**Total awarded:
\$559,502**

**29% of total MMF
grants**

Agencies awarded: 18

“It has always been true that no one agency can do this work alone, and the pandemic only underscored this truth.”

Saint Louis Crisis
Nursery



Focus Area: Veterans

“ We have always provided a quality service that honors the families we work with, but this year feels different. This year, I am most proud that we kept everyone alive and came out of the grant year in the black. ”

Home Sweet Home

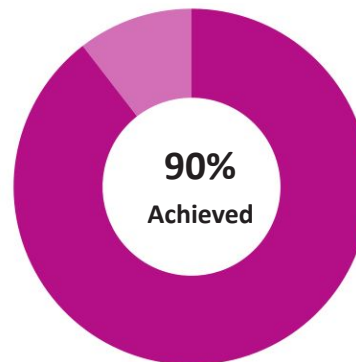
Overall Impact

Total Individuals Served: 1,668

The Veterans focus area supports services for veterans and their families that are not otherwise available through public organizations such as the Veterans Administration. Funding priority is given to programs serving veterans returning from post-9/11 conflicts.

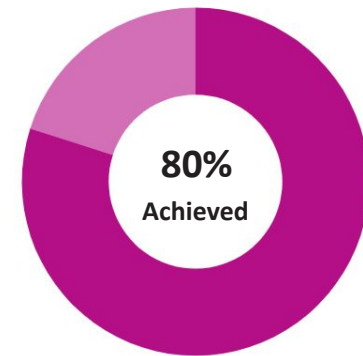
Support is centered on the transition from military to civilian life through programs that address mental health needs, provide a sense of purpose and connection, support the whole family, and legal services.

Increased Stability



FY20 Total Individuals Evaluated: 382
[FY19: 79% achieved; 154 evaluated]

Improved Quality of Life



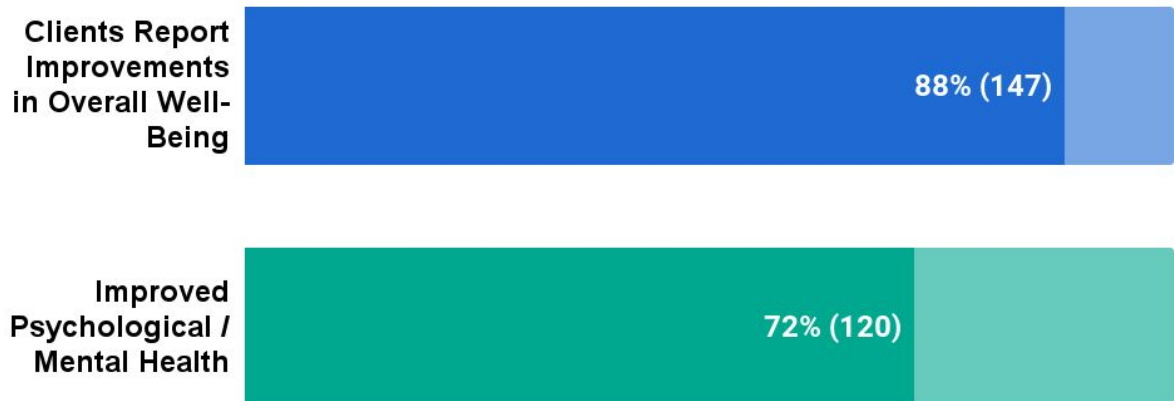
FY20 Total Individuals Evaluated: 334
[FY19: 65% achieved; 147 evaluated]

Impact Details

Increased Stability



Improved Quality of Life



Numbers

Amount granted:
\$75,000

4% of total MMF grants

Agencies awarded: 3

“[This client is] a grandfather, a vet and former firefighter, who cares for 7 of his grandchildren... [staff] worked to remove numerous warrants for this client, got his driving record cleared up, and thanks to...generous donors, was able to get this client auto insurance..”

St. Francis
Community Services



Focus Area:

Human Trafficking Prevention

“After only 10 weeks at The Covering House, V is now reading at a 3rd grade level, speaking comfortably in formal and informal settings, and has progressed through her mathematics course with amazing speed. She enjoys drawing, music, and teaching the others at the house different Spanish words and expressions. Her resilience, perseverance, and joyfulness have all been vital contributors to her ongoing healing and restoration in the therapeutic program.” ”

The Covering House

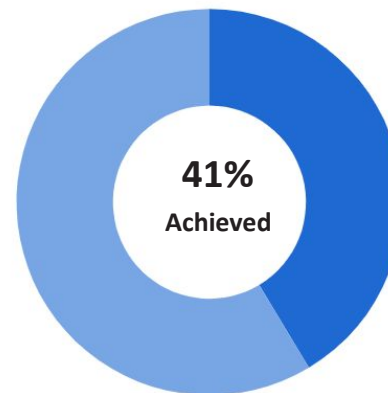
Overall Impact

Total Individuals Served: 1,379 (direct); 9,500 (total)

The Human Trafficking Prevention focus area seeks to prevent and respond to all forms of human trafficking and exploitation through advocacy, public policy, education, direct services and outreach strategies.

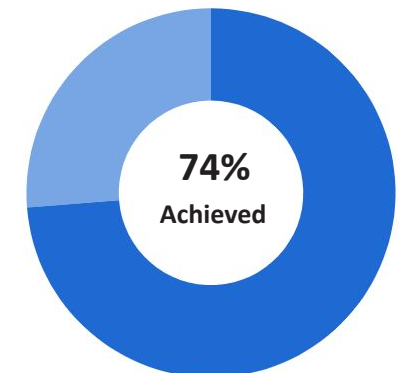
Key to this work are programs that address the systemic risk factors of sex trafficking as an important part of the prevention ecology such as poverty, racism, homelessness.

Increased Knowledge, Skills, Collaboration for Prevention



FY20 Total Individuals Evaluated: 9,500
[FY19: 97% achieved; 2,674 evaluated]

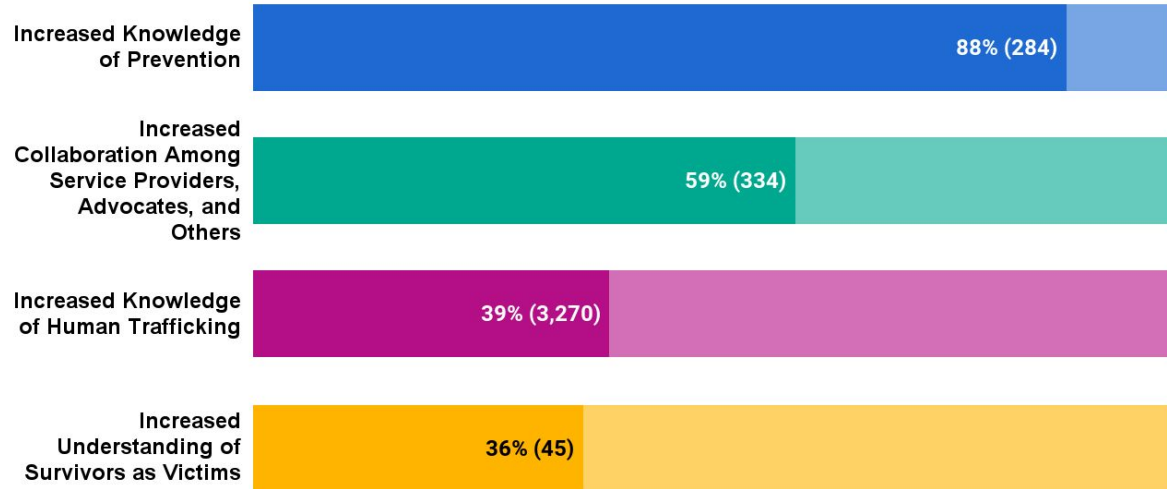
Increased Support and Stability: High-risk Youth & Youth Survivors



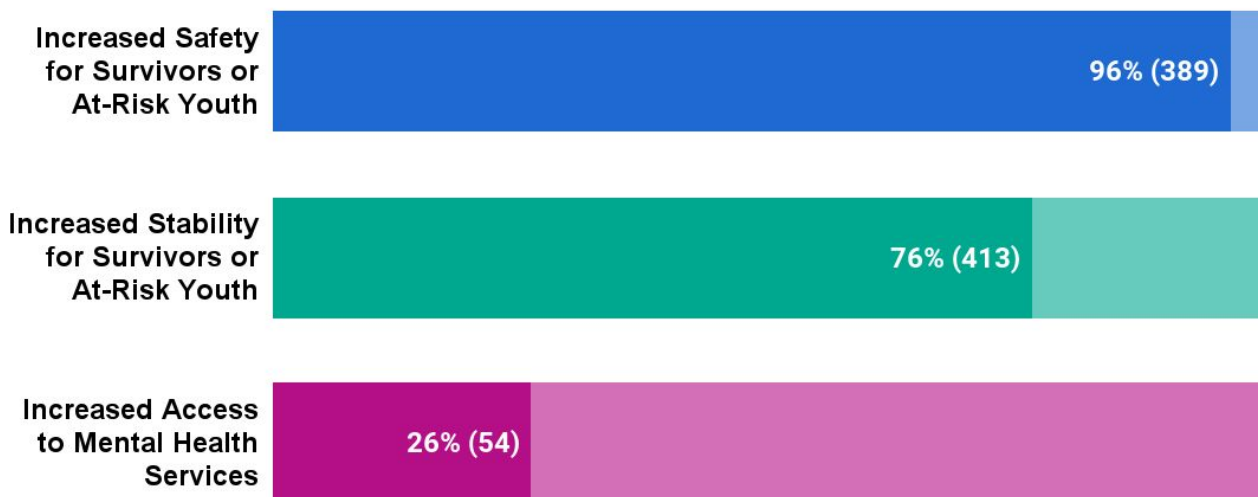
FY20 Total Individuals Evaluated: 1,161
[FY19: 66% achieved; 873 evaluated]

Impact Details

Increased Knowledge, Skills, Collaboration for Prevention



Increased Support & Stability: High-risk Youth & Youth Survivors



Numbers

**Total awarded:
\$252,500**

**13% of total
MMF grants**

Agencies awarded: 6

“I am most proud of how we adapted quickly, safely and succinctly to an ever changing environment that included an extremely high number of referrals into our program compared to 2019.”

Crisis Aid
International



Focus Area:

Capacity Building

“ We have moved beyond worrying about survival and now we are thinking about how we thrive. The money we can raise now has given a cushion, so we’re not reckoning with closure, but innovation. ”

Capacity Building Grantee

“ We quadrupled the number of immigrants we serve. ”

Capacity Building Grantee

Overview

Total Individuals Served: 13,450

MMF’s Capacity Building Grant (CBG) funds provide grantee organizations with continuous learning opportunities to facilitate effective

management, sound governance and increased organizational capacity.

Standard Capacity Building Grant Program

These grants help nonprofits make long-term improvements in their management, governance, or organizational capacity. Standard CBG funds generally support

consulting, training fees, information technology, and other costs directly related to activities and tools that help individuals and organizations perform with greater efficacy.

Comprehensive Organizational Assessment & Report (COAR)

COAR is a short-term capacity building project designed to provide a systematic analysis of the current state of the organization in its key capacity areas. From the assessment process and resulting report, the agency will gain insight into the organizational functional areas in which it is strong and those areas which

inhibit its effectiveness in accomplishing its mission. Guided by an MMF consultant, the assessment takes an in-depth look at where the agency stands in its organizational life cycle to inform how improvements can be made in its management and governance practices to sustain and grow its work in the future.

Grant Impact

Eye Thrive

“Thanks to this process, I have clear next steps to take with our organization, and because they were engaged in this process, our board is prepared to take these next steps with us.”

We are poised for a productive strategic plan, including board governance, with everyone "on-board," and it is entirely thanks to the COAR project.”

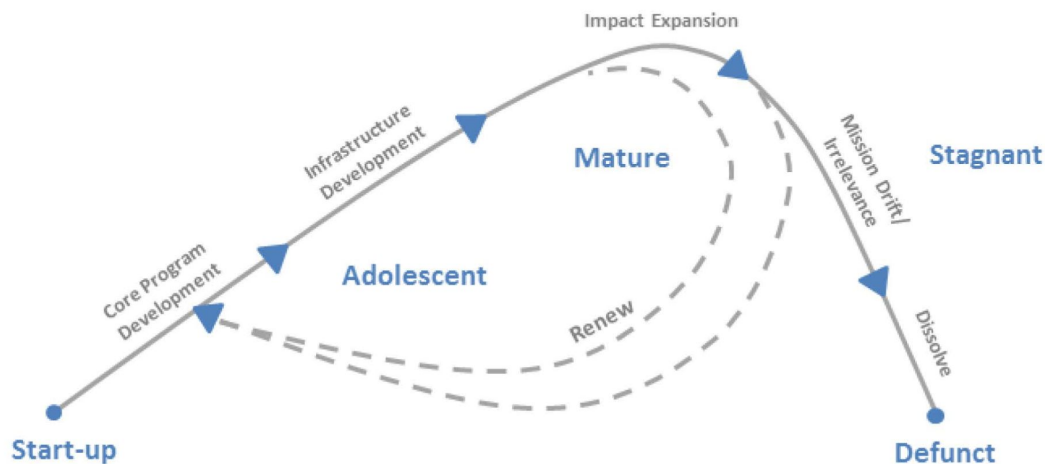
Healing Action

“This capacity-building process has increased the sophistication of our organization, and we have seen an increase in participation and buy-in from board members, leadership, and staff.”

Having an external entity do a thorough deep dive to identify our strengths and weaknesses has significantly impacted how teams across the organization interact and move forward in work.”

In an assessment of MMF’s Capacity Building Program, reviewing 16 previous grantees, **every organization indicated that they made forward progress in their organizational life cycle** as a result of the capacity building investment.

Organizational Lifecycle: How Nonprofits Evolve



Comparison

FY 2020

Total awarded:
\$89,500

Grants awarded: 7

Total individuals served:
13,450

FY 2019

Total awarded:
\$71,065

Grants awarded: 5

Total individuals served:
2,690

“Because of the COAR, the staff felt a greater ownership of the center and that helped them deliver better service. We increased staff compassion.”

Capacity Building Grantee



**Marillac
Mission Fund**

4600 Edmundson Road
St. Louis, MO 63134
marillacmissionfund.org