

Impact Dashboard

Grants Awarded in Fiscal Year 2021

Grant Periods Covering
November 2020-April 2022



The COVID-19 Landscape

Despite the myriad of challenges brought upon by the continuation of the COVID-19 pandemic into FY21, MMF grant-funded agencies demonstrated resolve and resilience as they navigated the unprecedented service environment. As public health mandates began to ease and vaccines were made available, agency representatives had to develop new and innovative ways to continue meeting the needs of the community, even as the pandemic surged. Some identified trends included:

- Uncertainty loomed and public health guidelines changed often, making decisions such as returning to in-person services more difficult
- Many agencies continued to offer virtual or hybrid platforms to deliver services when possible, and when preferred by clients to decrease barriers of travel, childcare, and COVID-19 risk
- Staffing was a consistent and major challenge for agencies this grant period, including declines in volunteerism globally
- Providers developed deep relationships with clients, as well as other community partners
- Most agencies saw great increase in demand for services, concurrent with staffing disruptions
- Social isolation from traditional support networks impacted people across all focus areas, which had a destabilizing effect on households and mental health for populations that had not previously sought services

As MMF continues to learn about the ever-evolving challenges and opportunities created by our COVID-19 landscape, we rest assured that our grant-funded agencies and the communities they serve will remain steadfast in increasing stability and improving outcomes within our region.



Snapshot: Responsive Grants

Our Mission:

Rooted in the loving ministry of Jesus as healer, the Marillac Mission Fund is committed to serving persons who are poor and vulnerable.

Theory of Change:

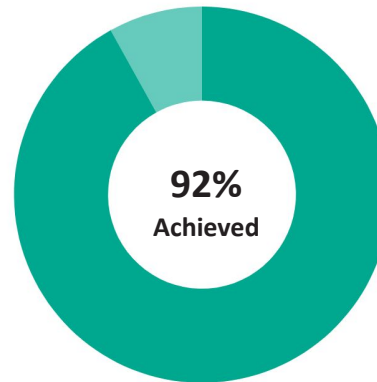
Through their unique ability to care for, engage and empower people to be active on their own behalf, nonprofit organizations are central to advancing the common good and serve as catalysts for positive, substantive change in conditions and systems that improve the quality of life and empower individuals and communities to advocate for themselves.

All Focus Areas

Drawing from our Mission and Theory of Change, the overall impact of MMF's grant funding support is measured by asking grantees to track two outcomes: Increased Stability and Improved Quality of Life.* The data presented is self-reported and represents a wide diversity of organizational capacity and resources.

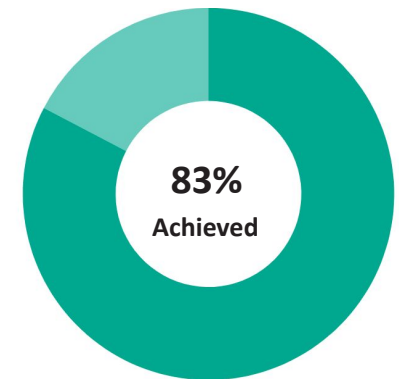
MMF recognizes that while the evaluative capacity of our funded partners are varied, the services measured were focused exclusively on those most vulnerable. **The majority of these grant periods took place during the COVID-19 pandemic, which necessitated major changes to services offered, delivery method, and evaluation.**

Increased Stability



FY21 Total Individuals Evaluated: 3,371
(FY20 Total Individuals Evaluated: 7,737;
76% achieved)

Improved Quality of Life

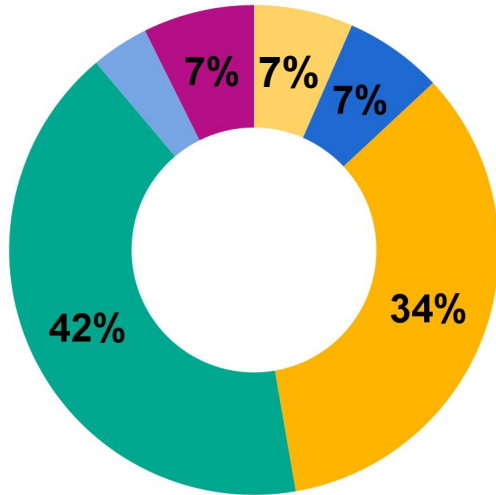


FY21 Total Individuals Evaluated: 1,937
(FY20 Total Individuals Evaluated: 4,875;
74% achieved)

*The # evaluated for some pie charts is higher than the # served in that focus area because agencies tracked evaluation data for two indicators per outcome.

Impact Details

Total Amount Awarded

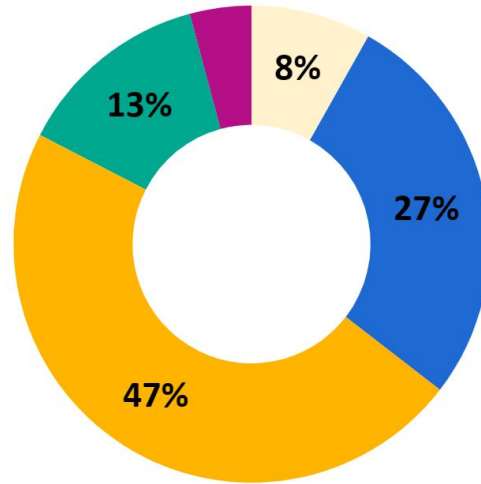


Total Awarded: \$1,496,731
[FY20: \$1,933,849]

All Areas

- Older Adults*: 42% | \$622,235
- Immigrants & Refugees: 34% | \$512,106
- Veterans: 7% | \$110,000
- Human Trafficking Prevention: 7% | \$97,450
- Advocacy & Coalition-Building: 7% | \$98,000
- Other: 4% | \$56,940

Total Individuals Served



Total Number Served: 12,417
[FY20: 28,106]

All Areas

- Older Adults: 13% | 1,646
- Immigrants & Refugees: 47% | 5,850
- Veterans: 4% | 519
- Human Trafficking Prevention: 27% | 3,388
- Advocacy & Coalition-Building: 8% | 1,014

Comparison

FY 2021

Total awarded:
\$1,496,731

Total individuals served:
12,417

Number of awards: **69**

FY 2020

Total awarded:
\$1,933,849*

Total individuals served:
28,106

Number of awards: **73**

**MMF received a one-time bequest in FY2020 in the amount of \$367,561, of which \$187,811 went towards unique services for older adults and \$179,750 was used for immediate needs for older adults in the pandemic.*

“While we are proud of all the hard work associated with the outputs and numbers provided, it is difficult to convey the impact of relationships between staff and clients, and [grantee] as a positive constant during difficult and dynamic times. Clients and staff faced the pandemic together and solved problems together, even when separated by physical distance, masks, or plexiglass barriers..”

*See p. 7 for breakdown by sub-focus area

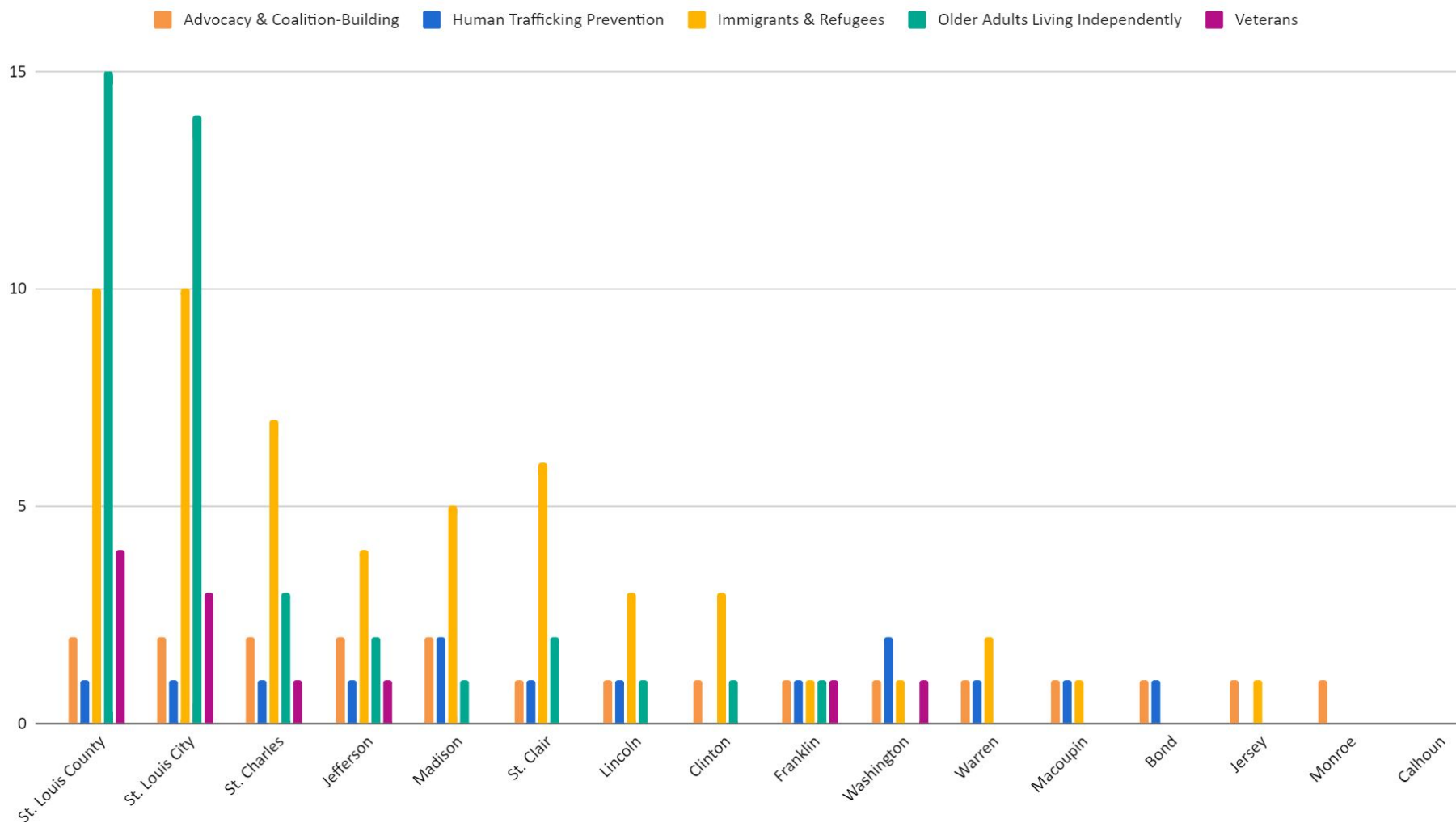


Snapshot: Grantee Details

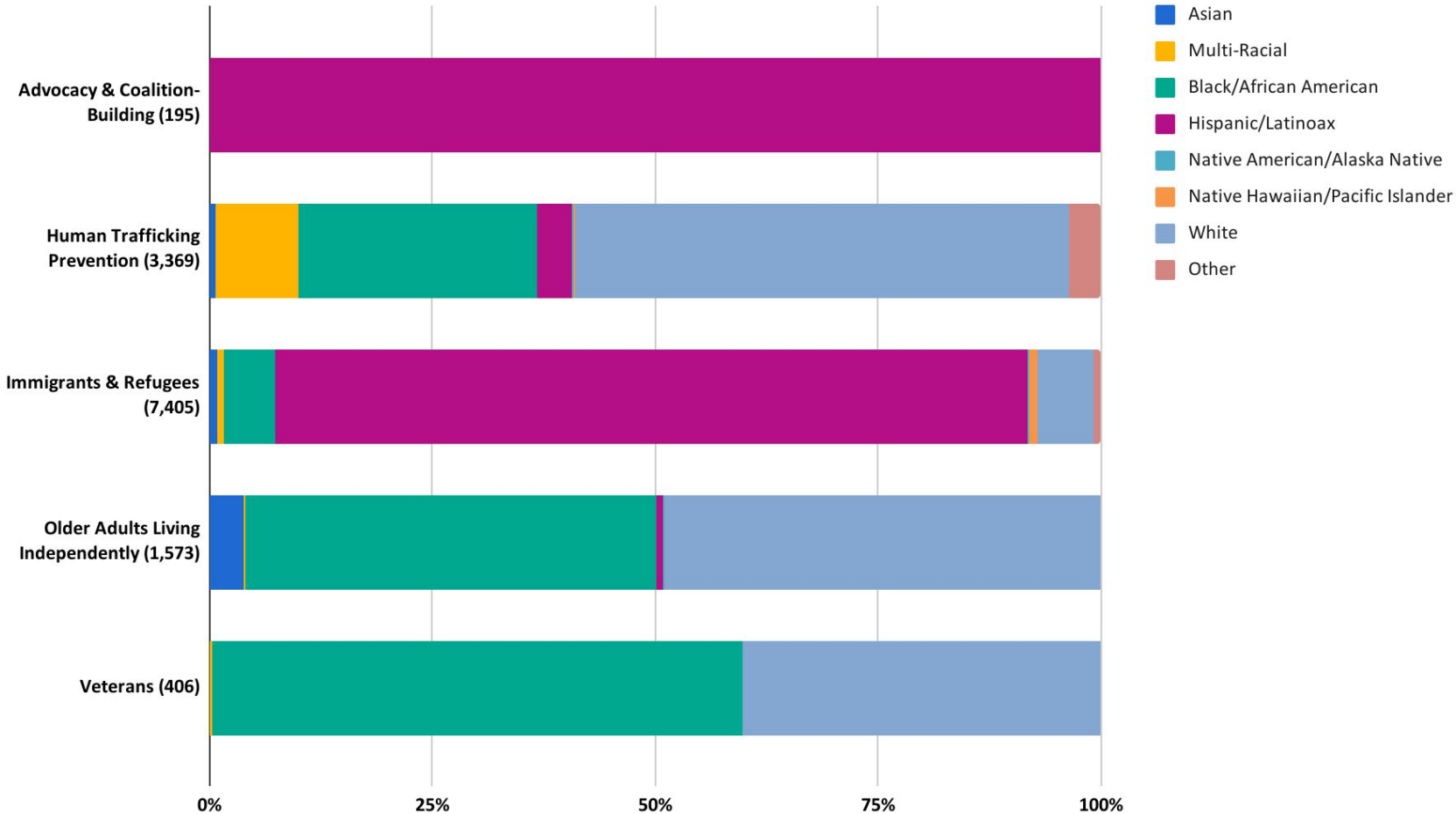
Total Individuals Served: 12,417

“ We are incredibly proud that our advocates - while also facing similar challenges to our clients - have been able to consistently provide high-quality services to those that we serve. ”

Counties Served by Grantee Organizations



% of Race Served by Focus Area



“While hitting the number goals is excellent, and we get excited about doing so, we love the positive stories from clients and case managers. Their phone calls, text messages, and thank you cards tell the real story about how this service is more than just about giving someone a kitchen table - but dignity in their lives throughout the entire process.”

All Grants

Capacity Building:

\$80,700 for 6 grants
6% of total funding

Discretionary:

\$97,375 for 19 grants
7% of total funding

Responsive:

\$1,238,656 for 42 grants
85% of total funding

Multi-year grants:

\$80,000 for 2 grants
5% of total funding

Total given:

\$1,496,731 for 69 grants



Focus Area:

Older Adults

“ Until you all came into my life I didn't know what I was going to do. I didn't have the funds and was stressed about the repairs I so desperately needed. Anthony has truly been my guardian angel. My parents bought house in 1952 and didn't want to leave. I am 90 years old and live by myself with my two cats. I don't want to leave my house and go to a senior citizen place, I want to stay right here in my home. They did put bars in the bathroom, that helps tremendously that keeps me from falling. Since I got sick, and came home and could barely walk, those came right in time. God had a plan and it was right on time. ”

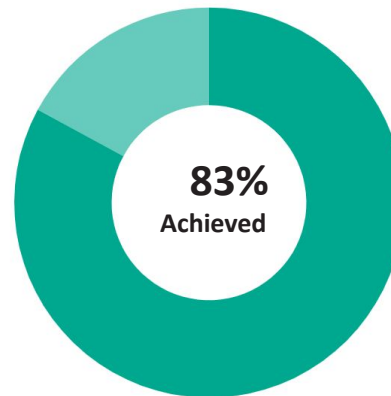
Overall Impact

Total Individuals Served: 1,646

The Older Adults Living Independently focus area seeks to help those 65 years and older who are low-income or cost burdened to live in their own homes as long as possible.

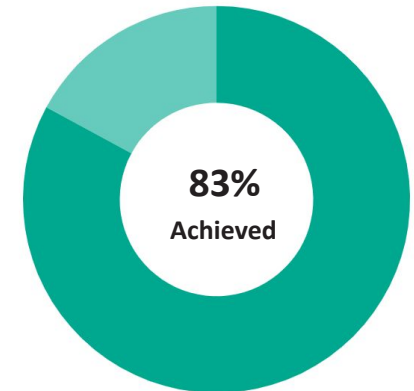
Programs funded include care coordination or case management, minor home repairs, transportation, and oral health literacy.

Increased Stability



FY21 Total Individuals Evaluated: 983
[FY20: 84% achieved; 3,500 evaluated]

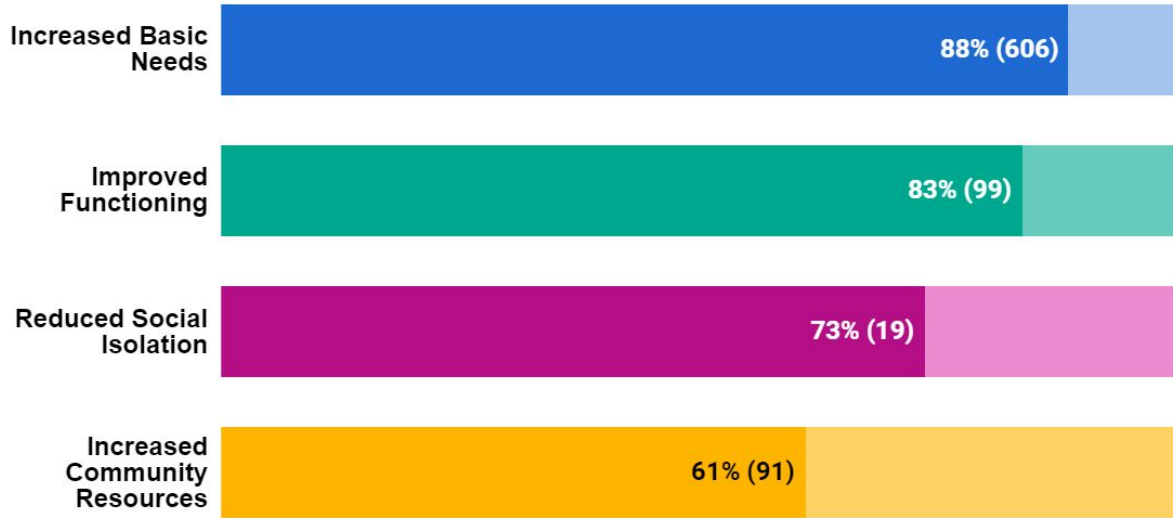
Improved Quality of Life



FY21 Total Individuals Evaluated: 1,027
[FY20: 79% achieved; 2,374 evaluated]

Impact Details

Increased Stability



Improved Quality of Life



Numbers

Total awarded:
\$622,235

42% of total MMF grants

Agencies awarded: 23

Sub-Focus Areas*

Care coordination & case management:
49% | \$280,000

Transportation:
25% | \$141,435

Minor home repairs:
21% | \$123,000

Oral health literacy:
5% | \$30,000

**Responsive Grants only*

“My Life Alert pendant, provided by the Gap Assistance Fund, gives me the confidence to know that after a fall, help is only minutes away rather than the two days I have experienced in the past.”



Focus Area:

Immigrants & Refugees

“ [Grantee] has always been able to adapt programming and operations to best meet client needs and navigate challenges. There have been many examples of this throughout the COVID-19 pandemic: [e.g.] the food market adapted to a drive through format to distribute over 35,000 bags of food and household essentials, over 370,000 diapers and more than 35,000 meals for kids. ”

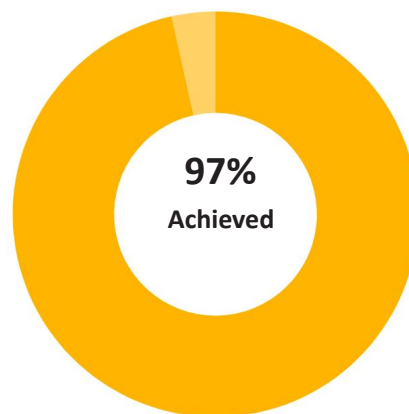
Overall Impact

Total Individuals Served: 5,850

The Immigrants and Refugees focus area seeks to help immigrants and refugees become fully productive members of our society while promoting their dignity.

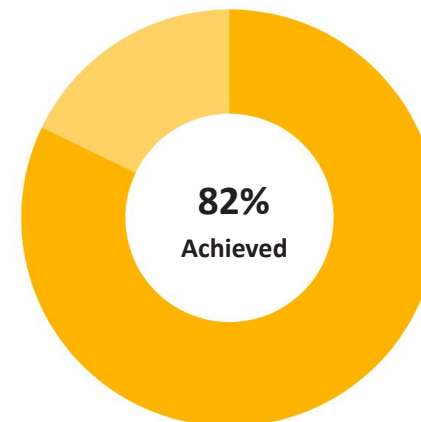
Programs funded include but are not limited to interpretation services, legal assistance, housing and employment services, social justice advocacy, and training for fellow providers.

Increased Stability



FY21 Total Individuals Evaluated: 2,011
[FY20: 67% achieved; 3,855 evaluated]

Improved Quality of Life



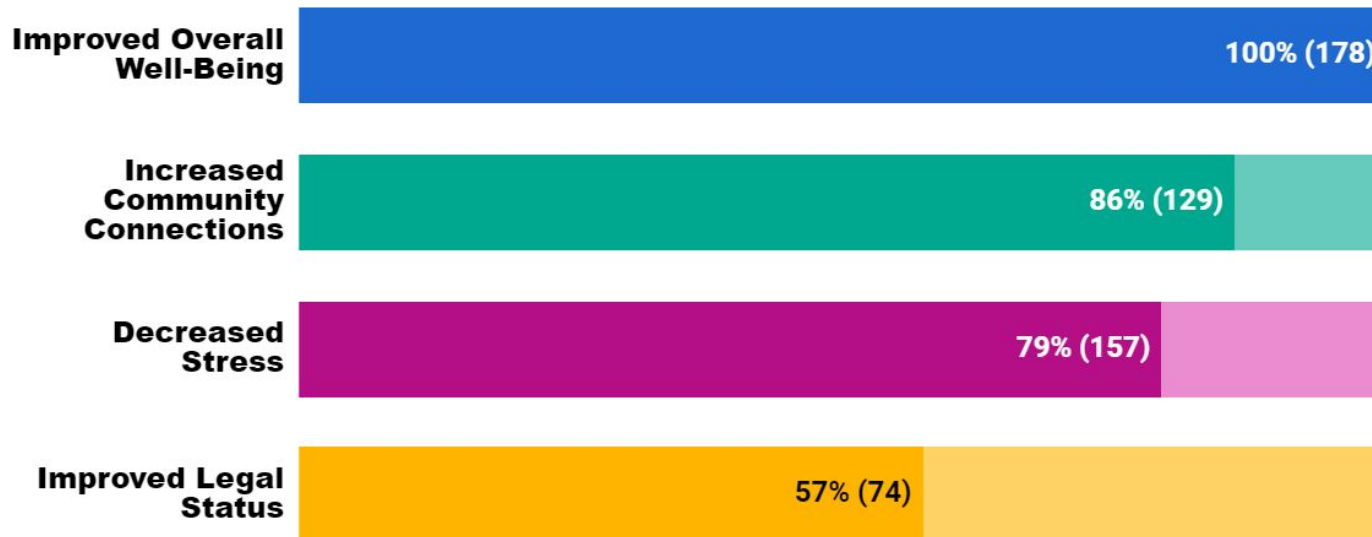
FY21 Total Individuals Evaluated: 655
[FY20: 67% achieved; 2,167 evaluated]

Impact Details

Increased Stability



Improved Quality of Life



Numbers

Total awarded:
\$512,106

34% of total MMF grants

Agencies awarded: 25

“We are most proud of the number of individuals and families we were able to serve despite the challenges with staffing, increased volume of requests, constant changes with the state, continued outbreaks of COVID-19, etc. The past year and half in the pandemic has been some of the most challenging.”



Focus Area:

Veterans

“ An example of this is a current client who was finally able to obtain housing despite obstacles such as COVID, Housing Authority red tape and problems with VA case management. He cares for his 7 grandchildren, so the size of his family caused much difficulty in finding adequate housing...We are pleased to report that he and his 7 grandchildren are all housed together now, and we continue to provide support. ”

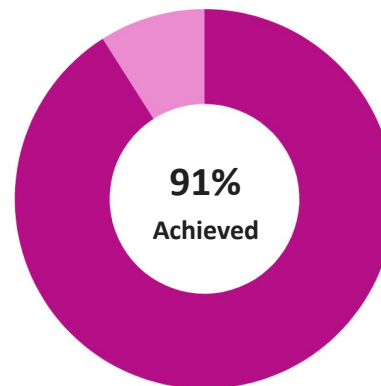
Overall Impact

Total Individuals Served: 519

The Veterans focus area supports services for veterans and their families that are not otherwise available through public organizations such as the Veterans Administration. Funding priority is given to programs serving veterans returning from post-9/11 conflicts.

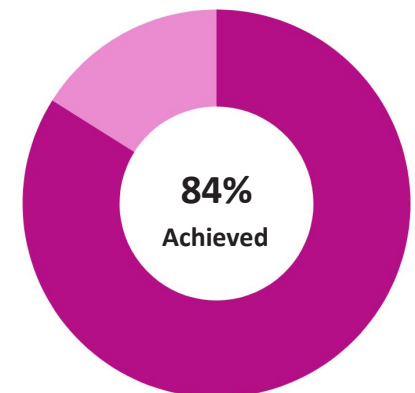
Support is centered on the transition from military to civilian life through programs that address mental health needs, provide a sense of purpose and connection, support the whole family, and legal services.

Increased Stability



FY21 Total Individuals Evaluated: 377
[FY20: 90% achieved; 382 evaluated]

Improved Quality of Life



FY21 Total Individuals Evaluated: 255
[FY20: 80% achieved; 334 evaluated]

Impact Details

Increased Stability

**Increased
Community
Resources**



100% (106)

**Increased Basic
Needs**



87% (237)

Improved Quality of Life

**Improved Overall
Well-Being**



99% (188)

**Improved Mental
Health**



40% (26)

Numbers

**Amount granted:
\$110,000**

7% of total MMF grants

Agencies awarded: 5

“An example of this would be one of our Veterans not being able to speak aloud about their traumas during their time of service, even though those traumas were impacting their daily living, but they are able to write about it. Their Social Worker was able to assist them in turning their writings into poetry to express their traumas.”



Focus Area:

Human Trafficking Prevention

“A few days after the training, that parent called the volunteer coordinator. She said she had been processing the training...When she brought this up to her daughter, she disclosed she had been communicating with a boy online from Australia. She stated that she does not know if her daughter was just distracted or if it was a grooming situation, but because of our training, she was able to identify an issue and discuss it with her daughter before there were serious consequences.”

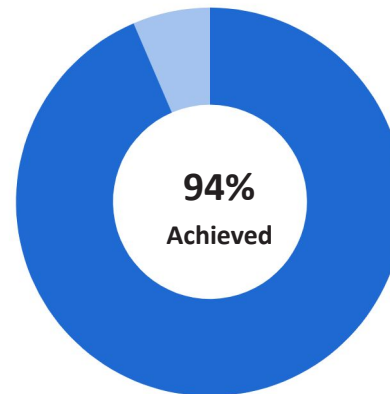
Overall Impact

Total Individuals Served: 3,388

The Human Trafficking Prevention focus area seeks to prevent and respond to all forms of human trafficking and exploitation through advocacy, public policy, education, direct services and outreach strategies.

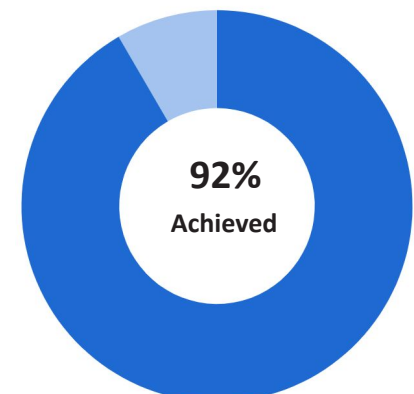
Key to this work are programs that address the systemic risk factors of sex trafficking as an important part of the prevention ecology such as poverty, racism, homelessness.

Increased Knowledge, Skills, Collaboration for Prevention



FY21 Total Individuals Evaluated: 2,843
[FY20: 41% achieved; 9,500 evaluated]

Increased Support and Stability: High-risk Youth & Youth Survivors



FY21 Total Individuals Evaluated: 596
[FY20: 74% achieved; 1,161 evaluated]

Impact Details

Increased Knowledge, Skills, Collaboration for Prevention



Increased Support & Stability: High-risk Youth & Youth Survivors



Numbers

Total awarded:
\$97,450

7% of total MMF grants

Agencies awarded: 3

“I am most proud of our ability to think outside the box... As awareness of our program services increased accompanied by an explosive increase in requests for services [grantee] listened to experts about reasonable needs for staff to effectively continue with a high level of service provision and they acted.”



Focus Area:

Advocacy & Coalition-Building

“In working on our proposed outcomes, we learned the importance of a deeply involved membership committee that also incorporates the voices of individual members. Because of this, we plan to revamp the membership committee goals and ensure a subcommittee is added to deepen relationships with our member organizations and individual community members.”

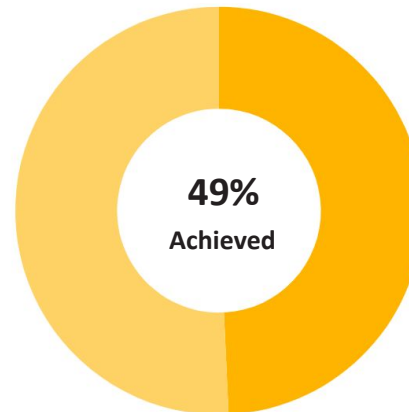
Overall Impact

Total Individuals Served: 1,014

Marillac Mission Fund supports Advocacy & Coalition-Building as an investment that can lead to systemic, long-lasting change that can affect large segments of the population within our focus areas over the long-term.

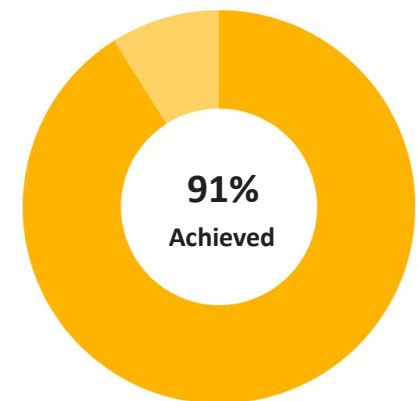
By using techniques to inform public opinion, build support, and encourage policy change, advocates and coalition builders are uniquely positioned to address problems or issues in the community.

Increased Awareness and Advocacy for Social Change



FY21 Total Individuals Evaluated: 10,763

Increased Collaboration for Social Change



FY21 Total Individuals Evaluated: 1,281

Impact Details

Increased Awareness and Advocacy for Social Change



Increased Collaboration for Social Change



Numbers

Total awarded:
\$98,000

7% of total MMF grants

Agencies awarded: 3

“Over this past year, [grantee] actively engaged with current members, recruited new members, educated community members, and engaged with online advocates. We adapted to restrictions caused by the pandemic, built upon the solid foundation, and made over 4,500 individual connections within the past year.”



Focus Area:

Capacity Building

“ The COAR was better than I expected and I feel that it was well worth the time my Board and staff invested in time. You cannot put a value on making your organization and people better at their calling. ”

“ Because of this, the ED felt more supported, encouraged and equipped to lead the team through another challenging year. ”

Overview

MMF believes that nonprofits are critical community catalysts for change, and that the stronger, healthier, and better prepared the nonprofit, the more effective they are at achieving that change.

MMF's Capacity Building Grant (CBG) funds provide grantee organizations with continuous learning opportunities to facilitate effective management, sound governance and increased organizational capacity.

Standard Capacity Building Grant Program

These grants help nonprofits make long-term improvements in their management, governance, or organizational capacity. Standard CBG funds generally support

consulting, training fees, information technology, and other costs directly related to activities and tools that help individuals and organizations perform with greater efficacy.

Comprehensive Organizational Assessment & Report (COAR)

COAR is a short-term capacity building project designed to provide a systematic analysis of the current state of the organization in its key capacity areas. From the assessment process and resulting report, the agency will gain insight into the organizational functional areas in which it is strong and those areas which

inhibit its effectiveness in accomplishing its mission. Guided by an MMF consultant, the assessment takes an in-depth look at where the agency stands in its organizational life cycle to inform how improvements can be made in its management and governance practices to sustain and grow its work in the future.

Grant Impact

In FY2021, MMF engaged The Rome Group to conduct an in-depth assessment of its Capacity Building, COAR, and Multi-Year grants, totaling nearly \$900,000 since 2014. Below are some quotes from leaders of funded organizations.

- “Some of that money is funding deficits that we have sustained during the pandemic, the capacity building work we did gave us an organizational safety net. It allows us to continue services in critical areas, free of charge, when we otherwise wouldn’t have been able to.”
- “Our programs were more focused and having a more significant impact on our clients, and we could prove it.”
- “It enabled us to increase the number of people we serve by 40%”.
- “We now have 100% board giving and greater engagement.”
- “Board development and deployment (role clarity) and role delineation between the board and ED.”

Comparison

FY 2021

Total awarded:
\$80,700

Grants awarded: 6

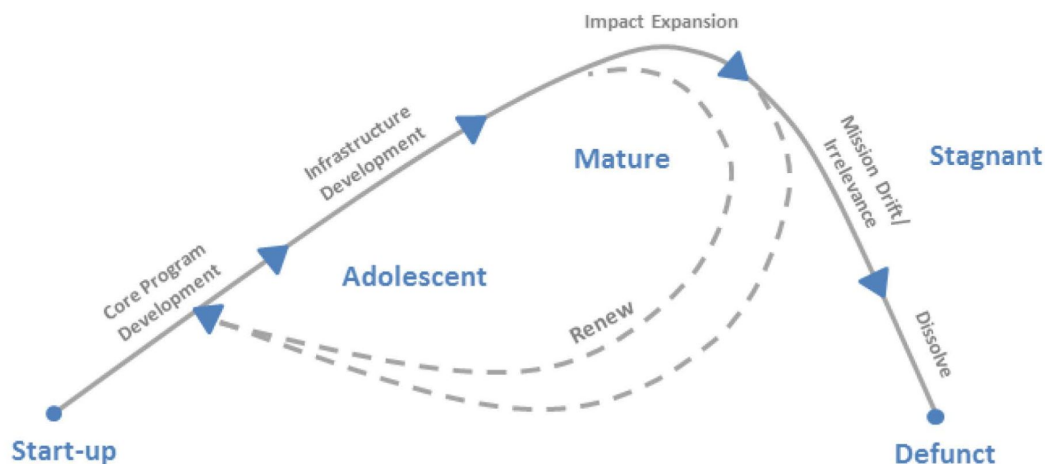
FY 2020

Total awarded:
\$89,500

Grants awarded: 7

“We have moved beyond worrying about survival and now we are thinking about how we thrive. The money we can raise now has given a cushion, so we’re not reckoning with closure, but innovation.”

Organizational Lifecycle: How Nonprofits Evolve



In an assessment of MMF’s Capacity Building Program, reviewing 16 previous grantees, **every organization indicated that they made forward progress in their organizational life cycle** as a result of the capacity building investment.



**Marillac
Mission Fund**

4600 Edmundson Road
St. Louis, MO 63134
marillacmissionfund.org