

Impact Dashboard: 5-Year Review

Grants Awarded in Fiscal Years 2017- 2021



5 Years of Learning

- Since we began using this evaluation framework over five years ago, agencies have grown in their evaluation capacity and comfort.
- Early on in the review period, it seemed that more grantees chose tools recommended by MMF. Over the years, more grantees have chosen new tools or created custom tools that better capture what they are looking to measure; are more well-suited for the population they serve in terms of literacy, language, comfort answering personal questions; and are more realistic for their own staff to complete.
- Though formal evaluation was new for some grantees in FY17, and some continue to do it solely for grant purposes, most grantees indicate that they do use the information for program improvement.
- Almost every grantee has mentioned upgrading their database/software at some point during this five-year period, showing that they are dedicating significant operating funds and staff time to evaluation.



Five-Year Review: Responsive Grants

Our Mission:

Rooted in the loving ministry of Jesus as healer, the Marillac Mission Fund is committed to serving persons who are poor and vulnerable.

Theory of Change Impact Statement:

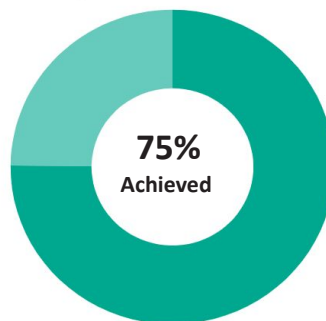
The quality of life for persons who experience poverty and vulnerability is improved, organizations are more impactful and individuals and communities are better situated to thrive.

All Focus Areas

Drawing from our Mission and Theory of Change, the overall impact of MMF's grant funding support is measured by asking grantees to track two outcomes: Increased Stability and Improved Quality of Life.* The data presented is self-reported and represents a wide diversity of organizational capacity and resources.

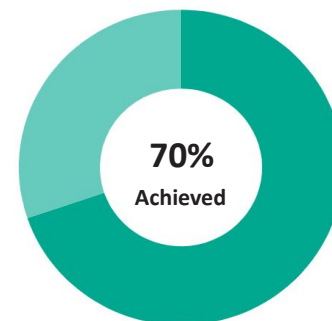
MMF recognizes that while the evaluative capacity of our funded partners are varied, the services measured were focused exclusively on those most vulnerable. **Many of these grant periods were impacted by the COVID-19 pandemic, which necessitated major changes to services offered, delivery method, and evaluation.**

Increased Stability



Total Individuals Evaluated: 36,226

Improved Quality of Life

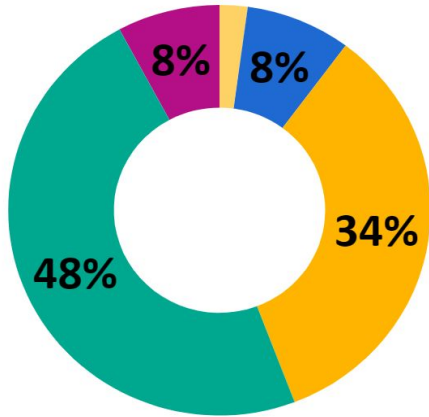


Total Individuals Evaluated: 23,237

**The # evaluated for some pie charts is higher than the # served in that focus area because agencies tracked evaluation data for two indicators per outcome.*

Impact Details

Total Amount Awarded

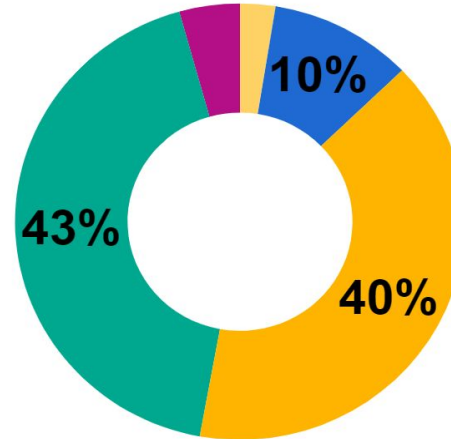


Total Awarded: \$7,109,218

All Areas

- Older Adults*: 48% | \$3,407,923
- Immigrants & Refugees: 34% | \$2,419,982
- Veterans: 8% | \$557,760
- Human Trafficking Prevention: 8% | \$571,553
- Advocacy & Coalition-Building: 2% | \$152,000

Total Individuals Served



Total Number Served: 94,124

All Areas

- Older Adults: 43% | 40,264
- Immigrants & Refugees: 40% | 37,702
- Veterans: 4% | 4,102
- Human Trafficking Prevention: 10% | 9,676
- Advocacy & Coalition-Building: 2% | 2,380

“While we are proud of all the hard work associated with the outputs and numbers provided, it is difficult to convey the impact of relationships between staff and clients, and [grantee] as a positive constant during difficult and dynamic times. Clients and staff faced the pandemic together and solved problems together, even when separated by physical distance, masks, or plexiglass barriers..”

*See p. 7 for breakdown by sub-focus area

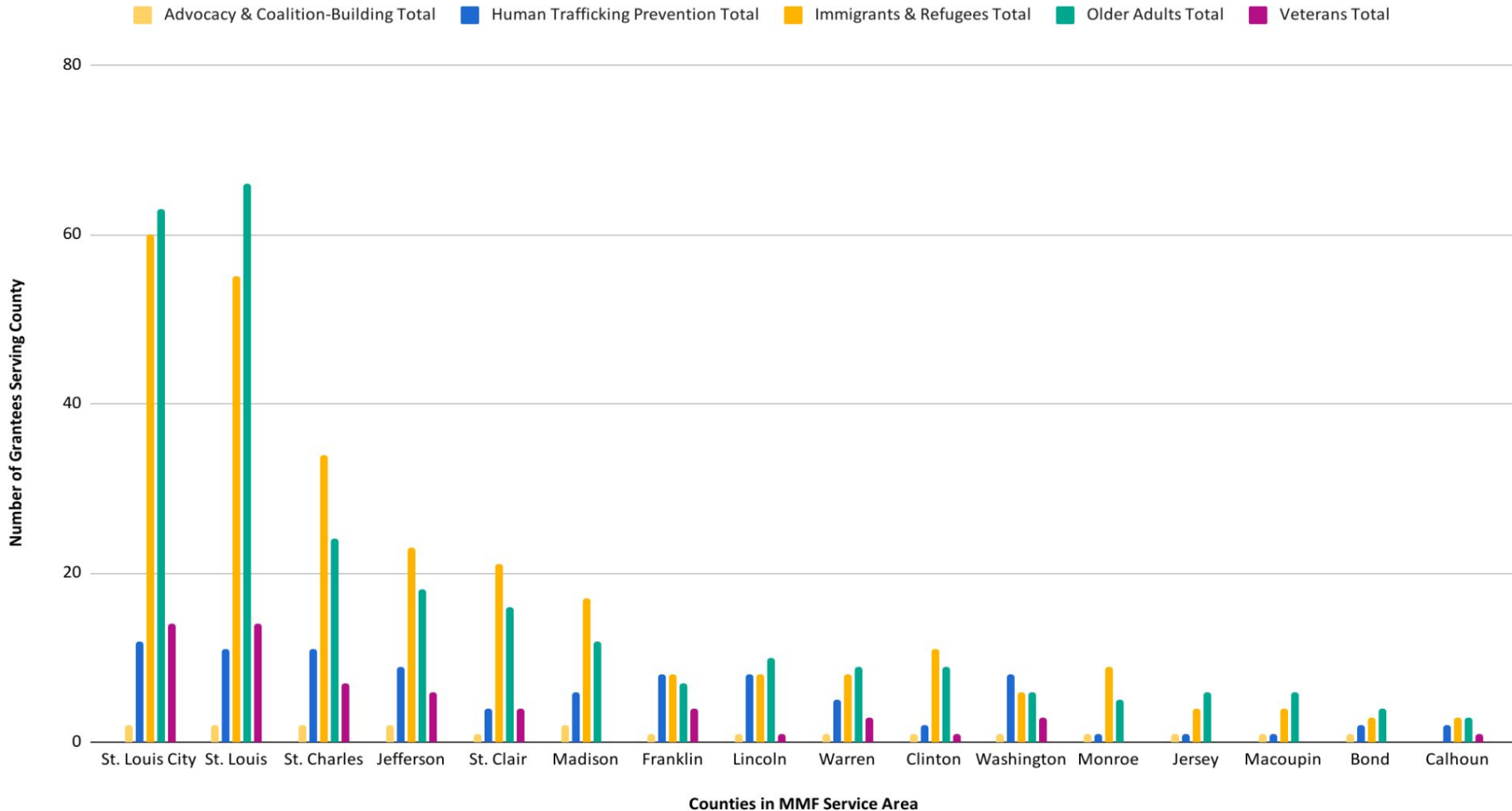


Snapshot: Grantee Details

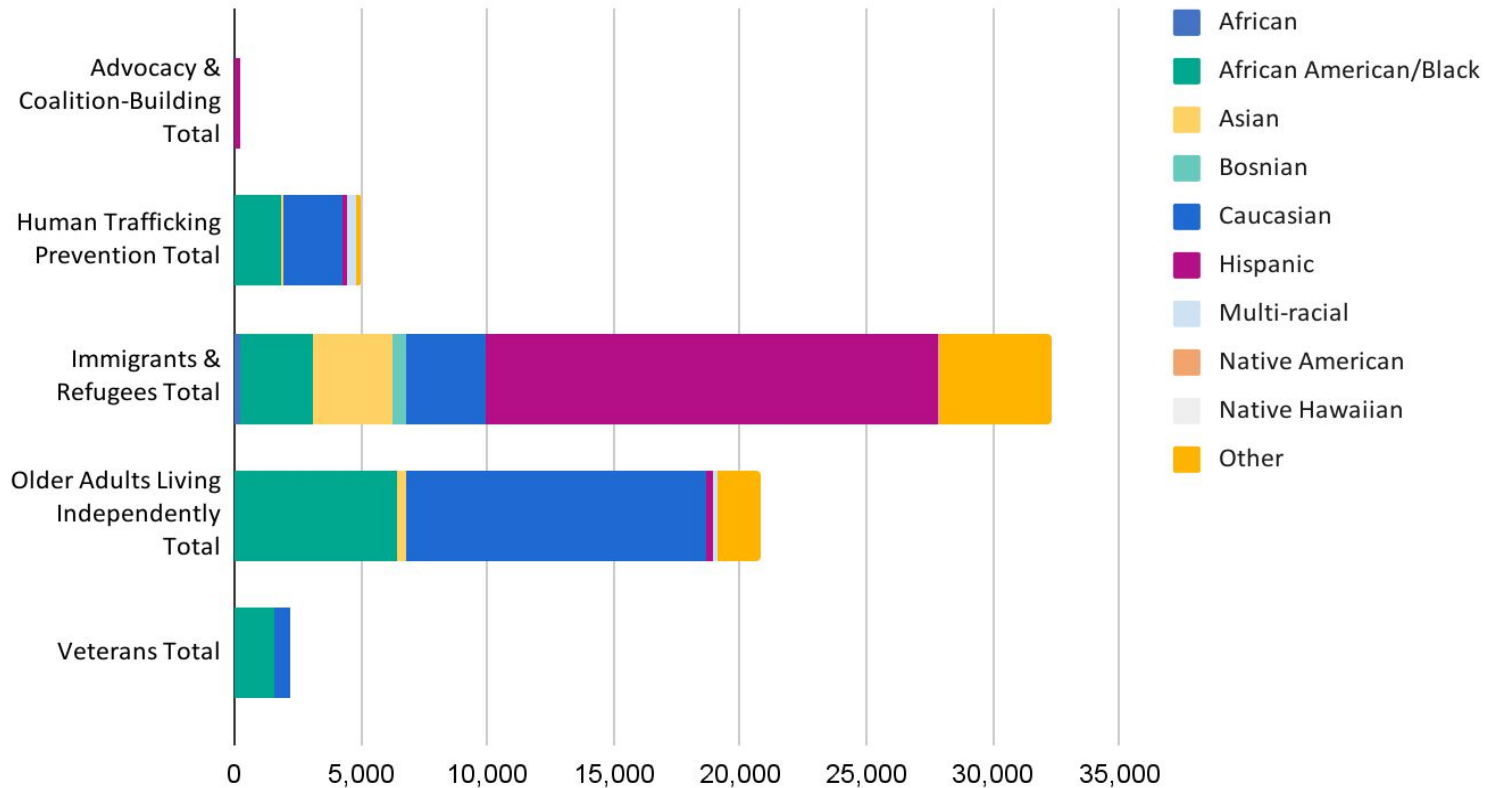
Total Individuals Served: 94,124

Counties Served by Grantee Organizations

“ We are incredibly proud that our advocates - while also facing similar challenges to our clients - have been able to consistently provide high-quality services to those that we serve.”



Race Served by Focus Area FY2017-FY2021



“While hitting the number goals is excellent, and we get excited about doing so, we love the positive stories from clients and case managers. Their phone calls, text messages, and thank you cards tell the real story about how this service is more than just about giving someone a kitchen table - but dignity in their lives throughout the entire process.”

All Grants

Capacity Building: \$351,215 for 24 grants 4% of total funding	Discretionary: \$588,514 for 41 grants 7% of total funding	Responsive: \$7,109,218 for 205 grants 84% of total funding	Multi-year payments: \$415,000 for 5 grants 5% of total funding	Total given: \$8,463,947 for 275 grants
---	---	--	--	--



Focus Area:

Older Adults

“ We are reminded every year that our population is aging, as is the housing stock they are currently living in. Many senior clients experience life changes in mobility, but their minds and hearts are still sharp. They all have a deep passion to stay in the home where they have lived for decades, watching their children and grandchildren grow up in the home and seeing their neighborhoods evolve over time.”

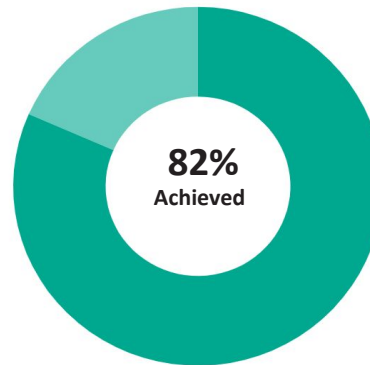
Overall Impact

Total Individuals Served: 40,264

The Older Adults Living Independently focus area seeks to help those 65 years and older who are low-income or cost burdened to live in their own homes as long as possible.

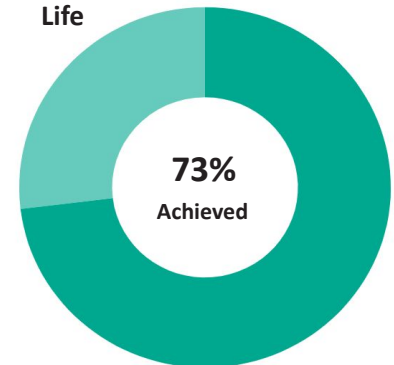
Programs funded include care coordination or case management, minor home repairs, transportation, and oral health literacy.

Increased Stability



Total Individuals Evaluated: 13,424
Total Individuals Achieved: 10,958

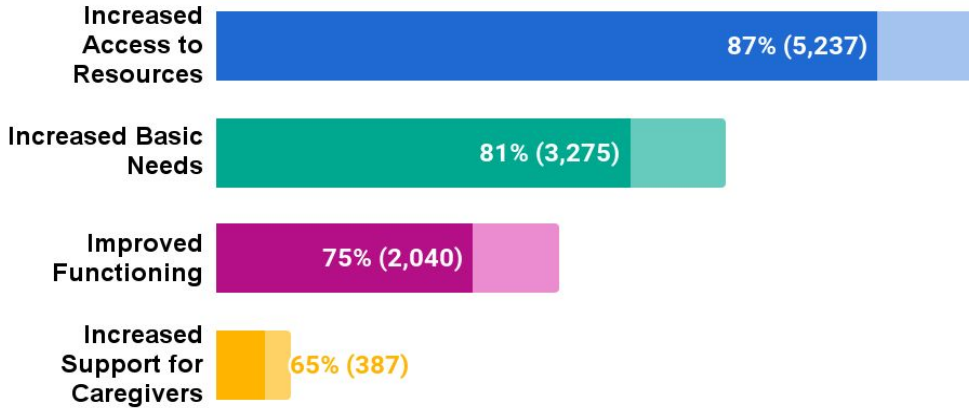
Improved Quality of Life



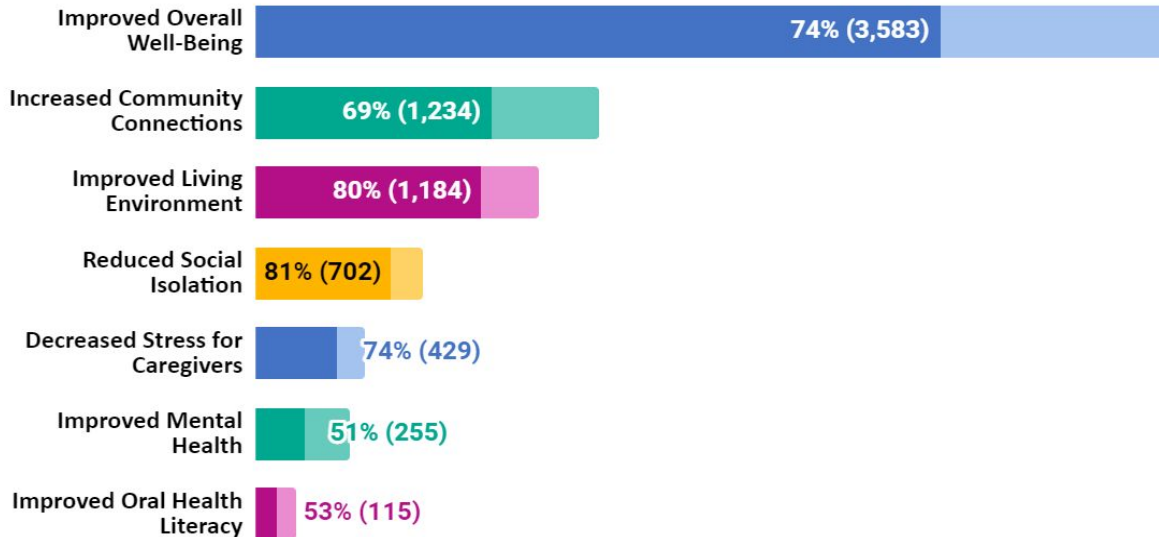
Total Individuals Evaluated: 10,230
Total Individuals Achieved: 7,483

Impact Details

Increased Stability



Improved Quality of Life



Number

S

Total awarded:
48% of total
MMF grants

Agencies awarded:
54

Sub-Focus Areas

Care coordination & case management:
51% | \$1,722,692

Transportation:
18% | \$628,673

Minor home repairs:
21% | \$717,018

Oral health literacy:
4% | \$120,000

Adult Day Care/Respite:
6% | \$219,540

“Each senior adult is an individual and their needs are just as personalized... If we get rushed and overwhelmed by the needs, it is all too easy to begin to see individuals as just another goal entered in the computer to be met. We have learned that it takes time to stop and treat each person with the tenderness and respect they need.”



Focus Area:

Immigrants & Refugees

“ It is present now more than ever that the community is not very trusting as rhetoric of the media continues to show immigrants in a negative light, new regulations are put in place, and deportation stories are being shared. Fear is present among families whether they have status or not. As [agency] continues to serve the community they turn to us as a trusted source and have learned to navigate US systems with caution. ”

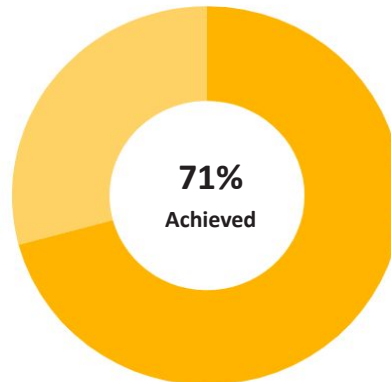
Overall Impact

Total Individuals Served: 37,702

—
The Immigrants and Refugees focus area seeks to help immigrants and refugees become fully productive members of our society while promoting their dignity.

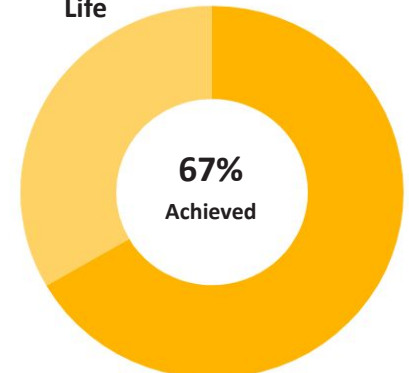
Programs funded include but are not limited to interpretation services, legal assistance, housing and employment services, social justice advocacy, and training for fellow providers.

Increased Stability



Total Individuals Evaluated: 21,006
Total Individuals Achieved: 14,875

Improved Quality of Life



Total Individuals Evaluated: 11,471
Total Individuals Achieved: 7,641

Impact Details

Increased Stability



Improved Quality of Life



Numbers

Total awarded:
\$2,419,982

34% of total MMF grants

Agencies awarded: 40

“One of the lessons learned while working on these outcomes is the importance of strong community partnerships. Established relationships with agencies that provide compassionate care is essential for our families to achieve greater stability and reduced stress.”



Focus Area: Veterans

“ We had to make a choice between addressing all the legal issues connected with a client, or focusing wholly on numbers, which meant helping more unique clients who had just a few issues. We decided to resolve as many of the individual client’s issues as possible. This decreased the number of unique clients we directly represented but provided real relief and upward mobility for those we served.”

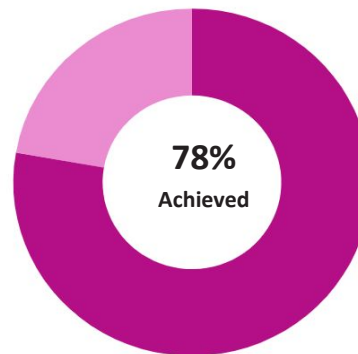
Overall Impact

Total Individuals Served: 4,102

The Veterans focus area supports services for veterans and their families that are not otherwise available through public organizations such as the Veterans Administration. Funding priority is given to programs serving veterans returning from post-9/11 conflicts.

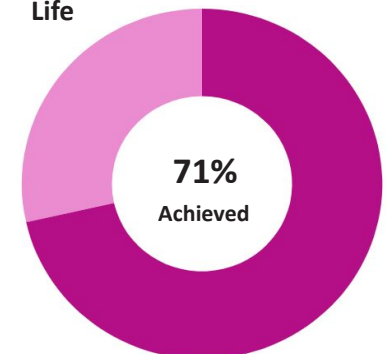
Support is centered on the transition from military to civilian life through programs that address mental health needs, provide a sense of purpose and connection, support the whole family, and legal services.

Increased Stability



Total Individuals Evaluated: 1,796
Total Individuals Achieved: 1,396

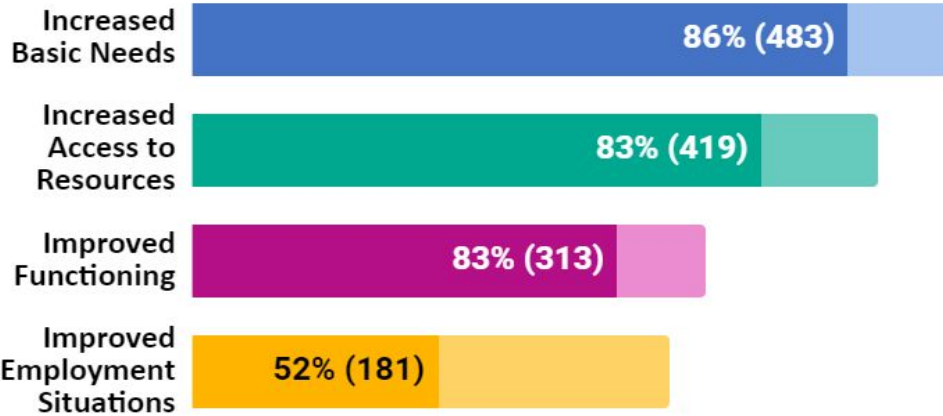
Improved Quality of Life



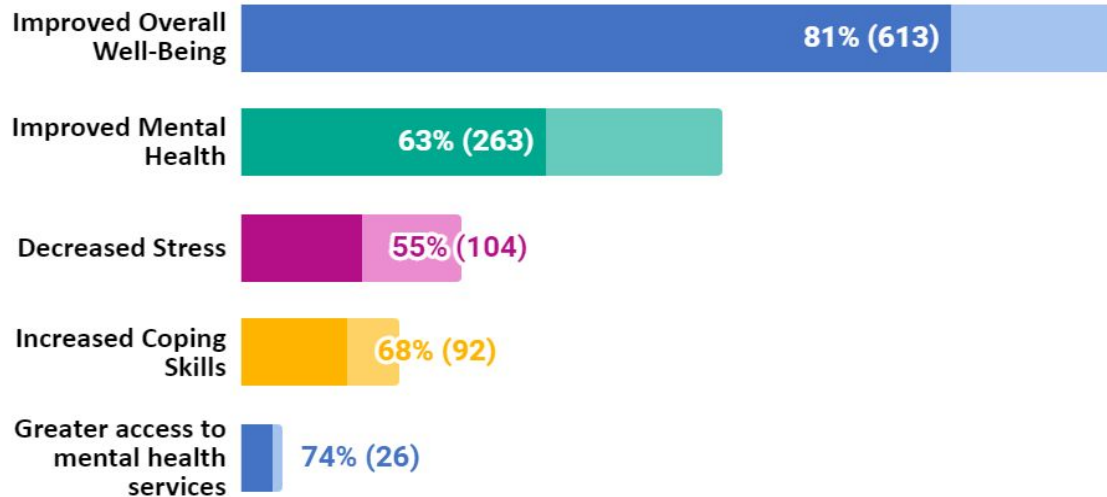
Total Individuals Evaluated: 1,536
Total Individuals Achieved: 1,098

Impact Details

Increased Stability



Improved Quality of Life



Numbers

Amount granted:
\$557,760

8% of total MMF grants

Agencies awarded: 10

“This approach is hard to measure in numbers, as it is a process of case management, with therapeutic interventions and plans created as needs, goals and aspirations present themselves. The human factor is the key and thus we will always work hard to address current issues, plan for issues we anticipate in the future, and within a model that is open to and embraces change.”



Focus Area:

Human Trafficking Prevention

“For advocacy that is in the form of emotional support...and connecting participants to community resources. For law enforcement the investigating detective maintains contact with participants and their families throughout the criminal justice process in more relaxed and supportive interactions when spending time in the trauma informed police department located advocacy office. This builds trust and increases the comfort level of the victim encouraging open and honest dialogue not only about the current situation under investigation but other safety issues the victim may be struggling with.”

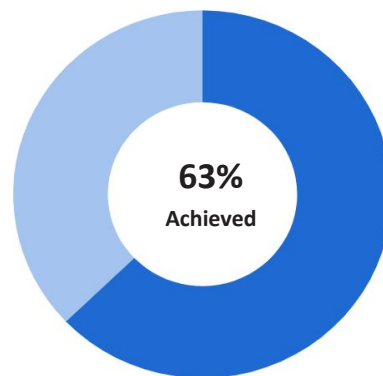
Overall Impact

Total Individuals Served: 9,676

The Human Trafficking Prevention focus area seeks to prevent and respond to all forms of human trafficking and exploitation through advocacy, public policy, education, direct services and outreach strategies.

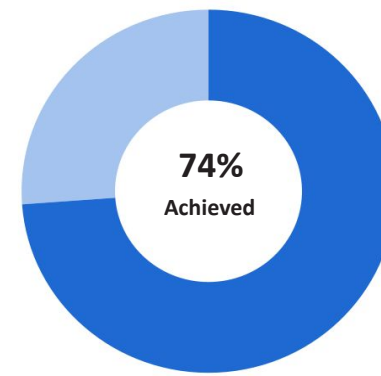
Key to this work are programs that address the systemic risk factors of sex trafficking as an important part of the prevention ecology such as poverty, racism, homelessness.

Increased Knowledge, Skills, Collaboration for Prevention



Total Individuals Evaluated: 16,105
Total Individuals Achieved: 10,102

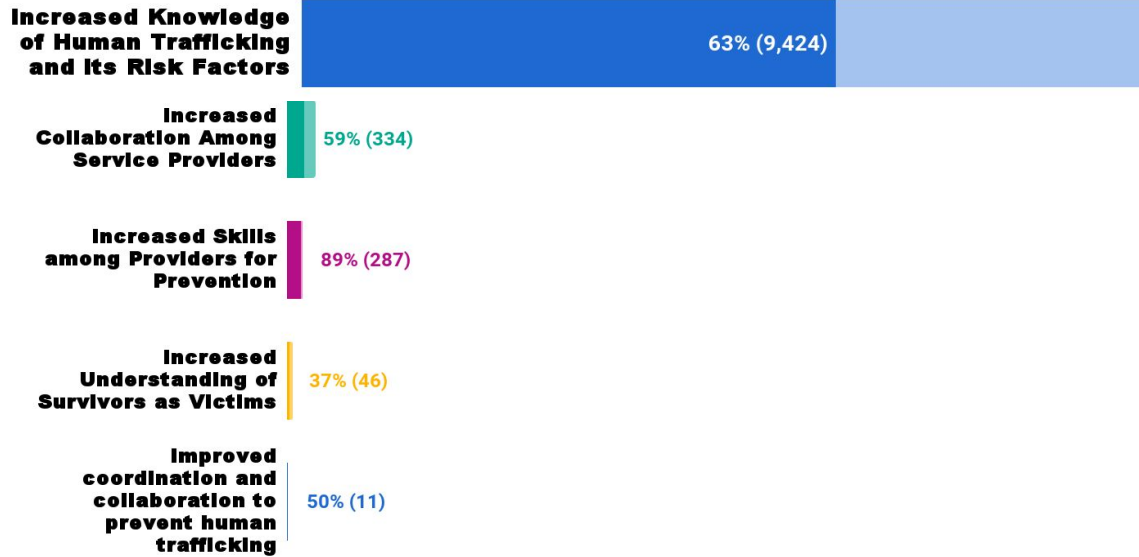
Increased Support and Stability: High-risk Youth & Youth Survivors



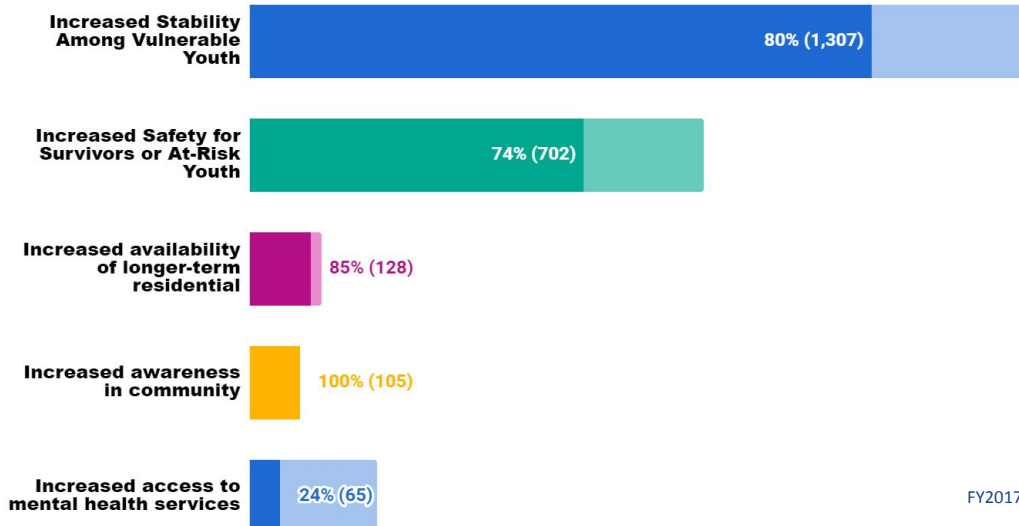
Total Individuals Evaluated: 3,124
Total Individuals Achieved: 2,307

Impact Details

Increased Knowledge. Skills. Collaboration for Prevention



Increased Support & Stability: High-risk Youth & Youth Survivors



Numbers

Total awarded: ~~\$571,553~~
\$5 of total MMF grants

Agencies awarded: 10

“It quickly became clear that when addressing such a complex and multi-faceted issue, we simply could not develop an effective program without collaborating with other agencies. The greatest lesson we learned is that taking time to meet with other providers and advocates is key to providing the best possible care to survivors of human trafficking.”



Focus Area:

Advocacy & Coalition-Building

“In working on our proposed outcomes, we learned the importance of a deeply involved membership committee that also incorporates the voices of individual members. Because of this, we plan to revamp the membership committee goals and ensure a subcommittee is added to deepen relationships with our member organizations and individual community members.”

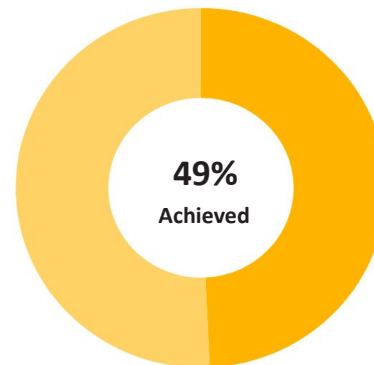
Overall Impact

Total Individuals Served: 1,014

Marillac Mission Fund supports Advocacy & Coalition-Building as an investment that can lead to systemic, long-lasting change that can affect large segments of the population within our focus areas over the long-term.

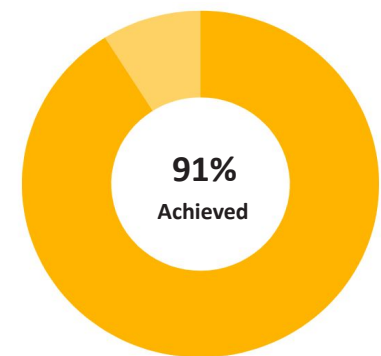
By using techniques to inform public opinion, build support, and encourage policy change, advocates and coalition builders are uniquely positioned to address problems or issues in the community.

Increased Awareness and Advocacy for Social Change



FY21 Total Individuals Evaluated: 10,763

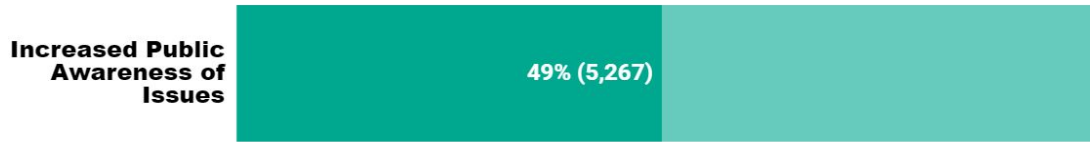
Increased Collaboration for Social Change



FY21 Total Individuals Evaluated: 1,281

Impact Details

Increased Awareness and Advocacy for Social Change



Increased Collaboration for Social Change



Number S

Total awarded:
~~\$98,000~~ Total MMF grants

Agencies awarded: 3

“We determined that the strength of the coalition is not dependent on the quantity of members, but rather the quality of relationships between membership organizations.”



Focus Area:

Capacity Building

“ The COAR was better than I expected and I feel that it was well worth the time my Board and staff invested in time. You cannot put a value on making your organization and people better at their calling. ”

“ Because of this, the ED felt more supported, encouraged and equipped to lead the team through another challenging year. ”

Overview

MMF believes that nonprofits are critical community catalysts for change, and that the stronger, healthier, and better prepared the nonprofit, the more effective they are at achieving that change.

MMF's Capacity Building Grant (CBG) funds provide grantee organizations with continuous learning opportunities to facilitate effective management, sound governance and increased organizational capacity.

Standard Capacity Building Grant Program

These grants help nonprofits make long-term improvements in their management, governance, or organizational capacity. Standard CBG funds generally support

consulting, training fees, information technology, and other costs directly related to activities and tools that help individuals and organizations perform with greater efficacy.

Comprehensive Organizational Assessment & Report (COAR)

COAR is a short-term capacity building project designed to provide a systematic analysis of the current state of the organization in its key capacity areas. From the assessment process and resulting report, the agency will gain insight into the organizational functional areas in which it is strong and those areas which

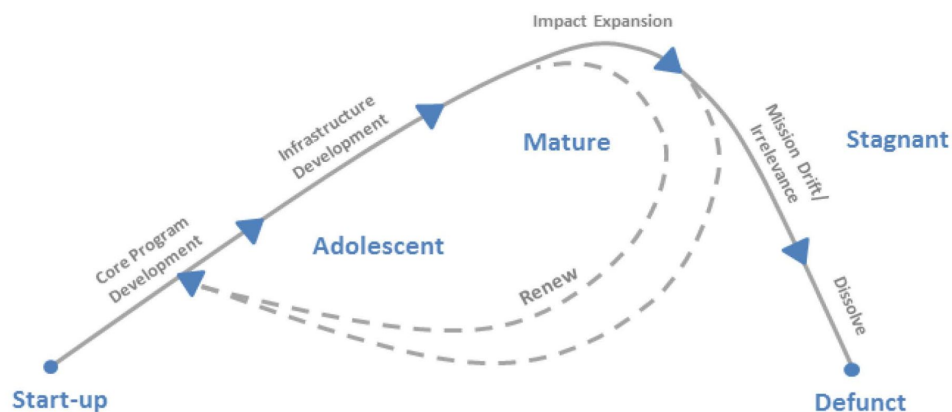
inhibit its effectiveness in accomplishing its mission. Guided by an MMF consultant, the assessment takes an in-depth look at where the agency stands in its organizational life cycle to inform how improvements can be made in its management and governance practices to sustain and grow its work in the future.

Grant Impact

In FY2021, MMF engaged The Rome Group to conduct an in-depth assessment of its Capacity Building, COAR, and Multi-Year grants, totaling nearly \$900,000 since 2014. Below are some quotes from leaders of funded organizations.

- “Some of that money is funding deficits that we have sustained during the pandemic, the capacity building work we did gave us an organizational safety net. It allows us to continue services in critical areas, free of charge, when we otherwise wouldn’t have been able to.”
- “Our programs were more focused and having a more significant impact on our clients, and we could prove it.”
- “It enabled us to increase the number of people we serve by 40%”.
- “We now have 100% board giving and greater engagement.”
- “Board development and deployment (role clarity) and role delineation between the board and ED.”

Organizational Lifecycle: How Nonprofits Evolve



Numbers

FY 2017 - 2021

Total Standard Capacity Building Grants awarded: \$321,215

Grants awarded: 19

Total COAR Grants awarded: \$30,000

Grants awarded: 5

“We have moved beyond worrying about survival and now we are thinking about how we thrive. The money we can raise now has given a cushion, so we’re not reckoning with closure, but innovation.”

In an assessment of MMF’s Capacity Building Program, reviewing 16 previous grantees, **every organization indicated that they made forward progress in their organizational life cycle** as a result of the capacity building investment.



**Marillac
Mission Fund**

4600 Edmundson Road
St. Louis, MO 63134
marillacmissionfund.org